

# Appliances, Sinks & Taps



January 2026

CANDY  
PAGE 3

**Hoover**  
PAGE 12

**Haier**  
PAGE 22

**bellini**  
PAGE 28

**caple**  
PAGE 32

**cataC**  
PAGE 48

**BOSCH**  
PAGE 50

**NEFF**  
PAGE 56

**RANGEMASTER**  
SINKS & TAPS  
PAGE 62

**caple**  
Sinks  
PAGE 64

**abode**  
PAGE 72

**ecoTAPS**  
PAGE 76





**XI6C4S3FSB-80**  
**60cm Dishwasher**

16 Place settings, 10 Programmes  
Third cutlery draw, Foldable Racks  
Power wash function, Sliding hinge  
Auto Door opening, Smart AI pro  
Noise Level 44dB



CANDY

Appliance packs



PACK 1

**FIDCX602**  
8 Function Fan Oven

**CHW6BR**  
Stainless Steel Gas Hob

**CCE60X**  
60cm Stainless Steel  
Chimney

Ref: 055000

PACK 2

**FIDCX602**  
8 Function Fan Oven

**CH64CCB**  
60cm Ceramic Hob

**CCE60X**  
60cm Stainless Steel  
Chimney

Ref: 058800

PACK 3

**FMIDCX605**  
Oven with Touch Control  
Timer

**CHW6BR**  
Stainless Steel Gas Hob

**CCE60X**  
60cm Stainless Steel  
Chimney

Ref: 05690

PACK 4

**FMIDCX605**  
Oven with Touch Control  
Timer

**CH64CCB**  
60cm Ceramic Hob

**CCE60X**  
60cm Stainless Steel  
Chimney

Ref: 059700

TALL COOLING PACK



**CMS518EWK**  
**Tall Larder Fridge**

Ref: 130700



**CUS518EWK**  
**Tall Freezer**



**CMLS68EWK**  
**Built Under Fridge**

Ref: 079000



**CUS68EWK**  
**Built Under Freezer**

BUILT UNDER COOLING





SINGLE OVEN

65 Litre capacity  
8 Functions  
Minute Minder  
Rotary Controls  
Stainless Steel  
13amp Connection



FIDCX602  
Ref: 031200



SINGLE OVEN

65 Litre capacity  
8 Functions  
Multifunction Oven  
Rotary Controls  
Stainless Steel  
13amp Connection



FMIDCX605  
Ref: 036700



PYROLYTIC OVEN

70 Litre capacity  
8 Functions  
Multifunction  
Pyrolytic oven  
Rotary Controls  
Triple glazed door  
Stainless Steel  
13amp Connection



FCM955XRL  
Ref: 051500



SINGLE OVEN

65 Litre capacity  
8 Functions  
Minute Minder  
Rotary Controls  
Black  
13amp Connection



FMICIDCN602  
Ref: 031201



SINGLE OVEN

65 Litre capacity  
8 Functions  
Multifunction Oven  
Rotary Controls  
Black  
13amp Connection



FIDCN605  
Ref: 036701



COMBINATION MICROWAVE

44 Litre capacity  
9 Functions  
5 Power levels  
900W Microwave  
1750W Grill  
H455 W595 D47  
Stainless Steel



Available from February 2026

CA4MWNBB6N  
Ref: 082900

PROGRAMS AND FUNCTIONS



Fan assisted Cooking

The upper and lower heating element operates with the help of a fan, which ensures an even heat distribution.



Convection

In this case, the heat comes from both above and below at the same time, this method is ideal for roasting meat or fish.



Grill

This function is ideal for cooking medium thickness or thin meat. With the ventilation operation the fan delivers the air to the food at the desired temperature.



Pyrolytic cleaning System

The oven reaches temperatures of up to 500°C, while the door remains cool on the outside: The pyrolytic program pulverises food and fat residues: Simply wipe the oven at the end of the cycle with a damp cloth, and your appliance will be clean and ready to use again.



Cook Light

This function allows to cook healthier, by reducing the amount of oil or fat.



Pizza

The enveloping heat of this feature creates the ideal cooking conditions to prepare the perfect italian style pizza.

WALL UNIT MICROWAVE

17 Litre capacity  
700W Microwave  
1000W Grill  
H382 W594 D319  
13 amp connection  
Stainless Steel



MIG171X  
Ref: 027500

BUILT IN MICROWAVE & GRILL

25 Litre capacity  
8 Power Functions  
5 power Levels  
800W Microwave  
700W Grill  
H385 W595 D385  
13 amp connection  
Stainless Steel



CA38FL7NWXUK  
Ref: 033000

BUILT IN MICROWAVE & GRILL

25 Litre capacity  
8 Power Functions  
5 power Levels  
800W Microwave  
1200W Grill  
H385 W595 D388  
13 amp connection  
Black



CA38FL7N25WXBUK  
Ref: 038600

BUILT IN DOUBLE OVEN

110 Litre capacity  
4 Function Conventional Top Oven  
8 Function Fan Main Oven  
Rotary Controls  
4.4kW Connection  
Stainless Steel



FCI9D405X  
Ref: 068100



BUILT UNDER DOUBLE OVEN

86 Litre capacity  
4 Function Conventional Top Oven  
4 Function Fan Main Oven  
Rotary Controls  
4.2kW Connection  
Stainless Steel



FCI7D405X  
Ref: 068101





60cm GAS HOB



4 Zones  
Side controls  
Enamel Pan supports  
Stainless Steel

**CHW6LPX**  
Ref: 018300

While  
stocks  
last

60cm GAS HOB



4 Zones  
Front controls  
Enamel Pan supports  
Stainless Steel

**CHW6BRX**  
Ref: 018301

60cm GAS HOB



4 Zones  
Enamel Pan supports  
Black

**CHW6LBB**  
Ref: 018302

60cm GAS ON GLASS



4 Zones  
Cast Iron Supports  
Tempered Glass  
Black

**CVW6BB**  
Ref: 033000

60cm CERAMIC HOB



8 Power Levels  
4 Zones  
Dial Controls  
Heat indicator light  
Black Glass  
6kw Connected Load

**CHK46C**  
Ref: 023800

60cm CERAMIC HOB



10 Power Levels  
4 Zones  
Touch Controls  
Heat indicator light  
Black Glass  
6.5kw Connected Load

**CH64CCB**  
Ref: 023801

60cm INDUCTION HOB




9 Power Levels  
4 Zones  
Touch Controls  
Heat indicator light  
Black Glass  
7.4kw Connected Load

**CI642CTT**  
Ref: 029400



ANGLED HOOD

60cm & 90cm widths  
3 extraction speeds  
Push button control  
2 LED lights  
Max extraction 463m³/h  
Charcoal filter included  
Black  
Unbranded



**CDG6MBGG** 60cm  
Ref: 023802  
**CDG9MBGG** 90cm  
Ref: 033001

C

CURVED GLASS HOODS

3 extraction speeds  
Push button control  
LED lights  
Max extraction 298m³/h  
Noise level 63dB  
Charcoal filter included  
Unbranded



**Stainless Steel**  
**CGM60X** 60cm Ref: 020100  
**CGM70X** 70cm Ref: 022000  
**CGM90X** 90cm Ref: 023800

C

CURVED GLASS HOODS

3 extraction speeds  
Push button control  
LED lights  
Max extraction 298m³/h  
Noise level 63dB  
Charcoal filter included  
Unbranded



**Black**  
**CGM60NN** 60cm Ref: 020101

C

STEEL CHIMNEY HOODS

3 extraction speeds  
Push button control  
2 LED lights  
Max extraction 305m³/h  
Noise level 63dB  
Charcoal filter included  
Stainless steel  
Unbranded



**CCE60X** 60cm Ref: 012000  
**CCE90X** 90cm Ref: 018300

C

60CM BLACK CHIMNEY HOOD

3 extraction speeds  
Push button control  
2 LED lights  
Max extraction 305m³/h  
Noise level 63dB  
Charcoal filter included  
Black  
Unbranded



**CCE60NN** Ref: 012001

C

60CM VISOR HOOD

3 extraction speeds  
Slider control  
LED lamp  
Max extraction 209m³/h  
Charcoal filter included  
Silver  
Unbranded



**CFT611**  
Ref: 010900

C

60CM INTEGRATED HOOD

3 extraction speeds  
Slider control  
LED lamp  
Max extraction 221m³/h  
Charcoal filter included  
Silver  
Unbranded



**CBP613NGR**  
Ref: 016400

C

TELESCOPIC HOOD

Telescopic hood  
3 extraction speeds  
Switch operation  
LED lamp  
Max extraction 332m³/h  
52cm wide  
Charcoal filter included  
Stainless steel  
Unbranded



**CBT625**  
Ref: 012700

B

75CM CANOPY HOOD

3 extraction speeds  
Push button control  
2 LED lights  
Max extraction 596m³/h  
Charcoal filter included  
Stainless steel  
Unbranded



Not suitable for use with  
285mm bridging cabinet

**CPY7MX**  
Ref: 016400

A

52CM CANOPY HOOD

3 extraction speeds  
Push button control  
2 LED lights  
Max extraction 168m³/h  
Charcoal filter included  
Stainless steel  
Unbranded



**CBG52SX**  
Ref: 010901

C





BUILT UNDER COOLING



BUILT UNDER FRIDGE

- Net capacity 135 litres
- Larder fridge
- Automatic defrost
- LED Interior light
- Adjustable thermostat
- Reversible door

CMLS68EWK  
Ref: 042300



CUS68EWK  
Ref: 046000



BUILT UNDER FRIDGE WITH ICEBOX



- Net capacity 95 / 16 litres
- Larder fridge
- Automatic defrost
- LED Interior light
- Adjustable thermostat
- Reversible door

CM4SE68EWK  
Ref: 044100



BUILT UNDER FREEZER

- Net capacity 95 litre
- Adjustable thermostat
- Manual defrost
- Reversible door

50/50 LOW FROST COMBINATION

- Total net capacity 242 litres
- LED sky lighting
- Automatic fridge defrost
- Manual freezer defrost
- NFC Smart Touch control
- Adjustable thermostat
- Fridge net capacity 148 litres
- Freezer net capacity 94 litres
- Reversible door
- Slider fittings



CB50S518EK  
Ref: 068100



70/30 LOW FROST COMBINATION

- Total net capacity 250 litres
- LED sky lighting
- Manual freezer defrost
- Adjustable thermostat
- Fridge net capacity 190 litres
- Freezer net capacity 60 litres
- Slider fittings



CBBML18EK  
Ref: 062600



BUILT IN COOLING



CMS518EWK  
Ref: 071800



TALL LARDER FRIDGE

- Net capacity 316 litres
- LED Sky lighting
- Automatic defrost
- Adjustable thermostat
- Slider fittings
- Reversible door
- Height 177mm

TALL FREEZER

- Net capacity 217 litres
- Manual defrost
- Adjustable thermostat
- Slider fittings
- Reversible door
- Height 177mm



CUS518EWK  
Ref: 077400



50/50 FROST FREE COMBINATION

- Total net capacity 228 litres
- LED sky lighting
- Automatic fridge defrost
- Frost Free freezer
- NFC Smart Touch control
- Adjustable thermostat
- Fridge net capacity 150 litres
- Freezer net capacity 78 litres
- Reversible door
- Slider fittings



CB50N518EK  
Ref: 073700



70/30 FROST FREE COMBINATION

- Total net capacity 244 litres
- LED sky lighting
- Automatic fridge defrost
- Frost free freezer
- Adjustable thermostat
- Fridge net capacity 177 litres
- Freezer net capacity 67 litres
- Reversible door
- Slider fittings



CBBMT18EK  
Ref: 068100





45CM SLIMLINE  
DISHWASHER

- 9 Place Settings
- 5 Programmes
- Height adjustable Basket
- Economy & Rapid Wash cycles
- Fixed Door Hinge



**CDIH2L952-80**  
Ref: 038600



60CM  
DISHWASHER

- 13 Place Settings
- 5 Programmes
- Maxi Tub
- Height adjustable Basket
- Economy & Rapid Wash cycles
- Fixed Door Hinge



**CI3E53EOW-80**  
Ref: 038601



60CM WIFI PREMIUM  
DISHWASHER

- 14 Place Settings
- Programmes
- Maxi Tub
- Auto Door Opening
- Height Adjustable Basket
- Fixed Door Hinge



**CI4C7LOW**  
Ref: 046000



15CM WINE CABINET

- Maximum bottle capacity is 7
- Single zone 5-22c
- Adjustable temperature
- LED display
- Internal light
- Adjustable feet
- H870 W150 D520
- Black smoked glass



**CCVB15**  
Ref: 036700



30CM WINE CABINET

- Maximum bottle capacity is 19
- Single zone 5-22c
- Adjustable temperature
- LED display
- Internal light
- Adjustable feet
- H870 W295 D520
- Black smoked glass



**CCVB30**  
Ref: 053400



60CM WINE CABINET

- Maximum bottle capacity is 46
- Upper zone 5-12c
- Lower zone 12-22c
- Adjustable temperature
- LED display
- Internal light
- Adjustable feet
- H870 W595 D520
- Black smoked glass



**CCVB60**  
Ref: 090300



8KG WASHING  
MACHINE

- 15 Programmes
- 1400 rpm Spin Speed
- Unique KG Indicator
- Rapid programme
- Fully Integrated



**CBW48D1W4J-80**  
Ref: 047800



9KG WASHING  
MACHINE

- 15 Programmes
- 1400 rpm Spin Speed
- Unique KG Indicator
- Rapid programme
- Fully Integrated



**CBW49D1W4J-80**  
Ref: 049700



8/5KG WASHER  
DRYER

- 16 Programmes
- 1400 rpm Spin Speed
- 8kg Wash
- 5kg Dry
- Rapid programme
- Fully Integrated



**CBD485D13-S**  
Ref: 068100



7KG HEAT PUMP  
TUMBLE DRYER

- 15 programmes
- Adjustable legs
- Easy Iron
- Fully Intergrated



**CBTDH7A**  
Ref: 070000





## HO6H3T1HTX

### Multifunction Oven

78L Large Capacity  
9 Functions  
Hydro easy cleaning system  
Rotary and Touch Control  
Timer UX display  
3.3kw connection



Ref: 042300



## HO6C5B3YTX

### Pyrolytic Wifi Oven

78L Large Capacity  
Pyrolytic oven  
13 Functions  
Hydro easy cleaning system  
Rotary and Touch Control  
Smart UX display  
Airfry Function  
3.3kw connection



Ref: 055200



## HO6S5G3HTB

### Multifunction Oven

78L Large capacity  
17 Functions  
Touch control  
Airfry Function  
Soft open and soft close  
Steam cleaning  
3.3kw connected load



Ref: 064400



## HO6S5G3YTX

### Pyrolytic Wifi Oven

78L Large capacity  
Pyrolytic  
19 functions  
Touch control  
WIFI connectivity with Alexa or Google home  
Airfry Function  
Soft open and soft close  
Steam cleaning  
3.3kw connected load



Ref: 070002



## HO7DC3

### Built Under Double Oven

Oven capacity net: 110 litres  
Multifunction Double oven with 12 functions  
Hydro easy cleaning system  
Rotary controls  
Top Oven 4 Functions  
Bottom Oven 8 Functions  
4.4kw connection



Ref: 070000



## HO9DC3

### Built In Double Oven

Oven capacity net: 110 litres  
Multifunction Double oven with 12 functions  
Hydro easy cleaning system  
LED Timer  
Rotary controls  
Top Oven 4 Functions  
Bottom Oven 8 Functions  
4.4kw connection



Ref: 070001



## HO4MWS9G6

### Combination Oven

44L capacity  
14 functions  
900W microwave, 6 power levels  
2500W grill  
Airfry function  
Touch control



Ref: 110600

## HO38SC3BF7XK

### Built In Microwave & Grill

25L capacity  
4 functions  
750W microwave, 6 power levels  
1000W grill  
Touch control



Ref: 042300

## HMG171

### Wall Unit Microwave

17 litre capacity  
700w microwave power  
1000w grill  
Defrost function  
8 Automatic programmes  
Wall Unit Installation H382 W594 D319 (includes 20mm fascia)  
Black  
13amp connection



Ref: 027500

## HO38FL7NWBXUK

### Built In Microwave

20 litre capacity  
Vertical installation  
Microwave 800W, 5 power levels  
Grill function 1000W, Grill rack included  
Defrost function, 8 Automatic programmes  
Built in Housing unit H388 W595 D344  
Stainless steel  
13amp connection



Ref: 029400



## HOWD14C5SE

### Warming Drawer

20 litre capacity  
Telescopic 14cm drawer  
Adjustable temperature 30-70c  
Push Click operation  
Internal rotary control  
H144 W595 D528



Ref: 055200

## HHG6BF

### 60cm GAS HOB

Cast iron pan supports  
Dual crown wok burner  
Powerful 4kw wok burner  
Front rotary controls  
Flame safety device

Ref: 023800



## HHG75W

### 75cm GAS HOB

Cast iron pan supports  
Dual crown wok burner  
Powerful 5kw wok burner  
Front rotary controls  
Flame safety device

Ref: 040400



## HVG6DK

### 60cm GAS ON GLASS HOB

Black Gas through Glass hob  
Cast iron pan supports  
Front rotary controls  
Flame safety device

Ref: 034900



## HVG6DC5

### 60cm GAS ON GLASS HOB

Black tempered glass  
Cast iron pan supports  
Front rotary controls  
Flame safety device  
Coordinating with H500 controls

Ref: 040400



## HVG74DC5

### 75cm GAS ON GLASS HOB

Black tempered glass  
Cast iron pan supports  
Front rotary controls  
Central 4.5kw WOK burner  
Flame safety device  
Coordinating with H500 controls

Ref: 047800



## HH64DCT

### 60cm CERAMIC HOB

Front touch controls  
Double highlight zones  
Residual heat indicators  
Black glass  
Total connected load 7.4kw

Ref: 027500



## HI642BCB

### 60cm INDUCTION HOB

9 power levels  
Front slider touch control  
Independent timer for each zone  
Booster option  
Black glass  
Total connected load 7.2kw

Ref: 029400



## HIF64DCS

### 60cm FLEX INDUCTION HOB

Flexible, linkable zones  
15 power levels  
Multi slider touch control  
Top right boost to 3200w  
Flexi zone boost up to 3700w  
Connected load 7.2kw

Ref: 060700



## HIF84DCS

### 80cm FLEX INDUCTION HOB

Flexible, linkable zones  
15 power levels  
Multi slider touch control  
Top right boost to 3300w  
Flexi zone boost up to 3700w  
Connected load 7.2kw

Ref: 064400



## HDG6DCWIFI

### 60cm ANGLED GLASS HOOD

4 Extraction speeds  
Touch button control  
Extraction capacity: 618 m3/hr Boost: 710m3/h  
1 x 1.5 W rectangle LED light  
Washable aluminium grease filters  
Outlet 150mm-reducer 120mm included  
Charcoal filter included

Ref: 034900



WiFi Hob to Hood connectivity  
operate both simultaneously



## HBG750

### 75cm CANOPY HOOD

3 Extraction speeds  
Slide switch control  
Extraction capacity: 615 m3/hr  
2 x 2W round LED lights  
Washable aluminium grease filter  
Outlet 150mm-reducer 120mm included  
Charcoal filter ST1X2 Ref: 003000

Ref: 018300



## HTS6CB

### 60cm T-SHAPED HOOD

4 Extraction speeds  
Touch button control  
Extraction capacity: 500 m3/hr  
Boost function to 595m3/h  
2 x 1.5 W rectangle LED lights  
2 washable aluminium grease filters  
Outlet 150mm-reducer 120mm included  
Charcoal filter included

Ref: 038600



WiFi Hob to Hood connectivity  
operate both simultaneously



## HTS9CB

### 90cm T-SHAPED HOOD

4 Extraction speeds  
Touch button control  
Extraction capacity: 500 m3/hr  
Boost function to 595m3/h  
2 x 1.5 W rectangle LED lights  
2 washable aluminium grease filters  
Charcoal filter included

Ref: 042300



WiFi Hob to Hood connectivity  
operate both simultaneously



## HTS9CBK5XWIFI

### 90cm ISLAND HOOD

4 Extraction speeds  
Touch button control  
Extraction capacity: 618m3/hr  
Boost function to 703m3/h  
4 x 1.5 W rectangle LED lights  
3 washable aluminium grease filters  
Extendable flue to 1150mm  
Black Glass Front Panel  
Charcoal filter included

Ref: 055200



WiFi Hob to Hood connectivity  
operate both simultaneously



## COLOURED GLASS SPLASHBACKS



BLACK




WHITE



MARSHMALLOW



GREY



GREY MIRROR



METALLIC SILVER



OLIVE



LATTE



ALL SPLASHBACKS ARE AVAILABLE 75cm HIGH & THREE WIDTHS:

60cm Ref: 014600

70cm Ref: 016400

90cm Ref: 020100

Colour samples are available to order.  
Please contact the sales office.



## STAINLESS STEEL SPLASHBACKS IN THREE WIDTHS:-

60cm SBK60 Ref: 008300

70cm SBK70 Ref: 010200

90cm SBK90 Ref: 011600

- Height 75cm



Models:  
HOMS518E  
HOUS518E

HOMS518EWK

### TALL LARDER FRIDGE

Automatic fridge defrost  
LED SKY lighting  
Electronic controls  
Net capacity 316 litres  
Height 177cm  
Reversible door  
Sliding hinge & adjustable feet  
Fully integrated

Ref: 073700



HOUS518EWK

### TALL FREEZER – LOW FROST

Super freeze function  
Manual defrost  
Electronic controls  
Net capacity 204 litres  
Height 177cm  
Reversible door  
Sliding hinge & adjustable feet  
Fully integrated

Ref: 079200



HOMLSE68EWKP

### BUILT UNDER FRIDGE

Automatic fridge defrost  
LED Interior light  
Adjustable thermostat  
Net capacity 135 litres  
Fully integrated

Ref: 044100



HOM4SE68EWPK

### FRIDGE WITH ICE BOX

Automatic fridge defrost  
LED Interior light  
Adjustable thermostat  
Net capacity 95/16 litres  
Fully integrated

Ref: 046000



HUSE68EWKP

### BUILT UNDER FREEZER

Manual defrost  
Adjustable thermostat  
Net capacity 95 litres  
Fully integrated

Ref: 047800



HOB50S518EK

### 50/50 FRIDGE FREEZER – LOW FROST

Total capacity 233 litres  
Automatic fridge defrost  
Manual freezer defrost  
Adjustable thermostat  
LED sky lighting  
Open door alarm  
Reversible door  
Slider fittings/Adjustable feet

Ref: 070000



HONBQL3518EVK

### 70/30 FRIDGE FREEZER – LOW FROST

Total capacity 268 litres  
Automatic fridge defrost  
Manual freezer defrost  
Adjustable thermostat  
Open door alarm  
Reversible door  
Slider fittings/Adjustable feet

Ref: 070001



HOB50N518EVK

### 50/50 FRIDGE FREEZER – FROST FREE

Total capacity 228 litres  
Automatic fridge defrost  
Adjustable thermostat  
LED sky lighting  
Open door alarm  
Reversible door  
Slider fittings/Adjustable feet

Ref: 079200



HONBQT5518DK

### 70/30 FRIDGE FREEZER – FROST FREE

Total capacity 249 litres  
Automatic fridge defrost  
Adjustable thermostat  
Electronic controls  
LED sky lighting  
Open door alarm  
Reversible door  
Slider fittings/Adjustable feet

Ref: 070002



HHSBSO6174XWD

### AMERICAN FRIDGE FREEZER

532L Capacity  
Fridge 347L, Freezer 185L  
No Frost  
Super Cool & Freezer functions  
LED Lighting  
Water Dispenser  
Stainless Steel  
H1770 x W900 x D660

Ref: 110600



HHSBSO6174BWDK

### AMERICAN FRIDGE FREEZER

532L Capacity  
Fridge 347L, Freezer 185L  
No Frost  
Super Cool & Freezer functions  
LED Lighting  
Water Dispenser  
Inox Black  
H1770 x W900 x D660

Ref: 110601



REFRIGERATION VENTILATION GRILL, MATT SILVER – CODE 01VGMS Ref: 002600

REFRIGERATION VENTILATION GRILL, MATT SILVER – CODE 01VGMS Ref: 002600



Extended warranty is a distribution exclusive  
This is 2 years labour free of charge guarantee  
subject to registration  
[www.hoover2year.com](http://www.hoover2year.com)

PERFORMANCE THAT LASTS





## HWCB15

## 15cm WINE CABINET

7 x wine bottles  
LED light  
Digital LED display  
6 Wooden shelves  
Anti UV glass door  
Fan assisted operation  
Adjustable temperature 5-18°C  
Black with stainless steel frame  
Anti finger proof finish

Ref: 038600



## HWCB30

## 30cm WINE CABINET

20 x wine bottles  
LED light  
Digital LED display  
6 Wooden shelves  
Anti UV glass door  
Fan assisted operation  
Adjustable temperature 5-18°C  
Black with stainless steel frame  
Anti finger proof finish

Ref: 055200



## HWCB60

## 60cm WINE CABINET

46 x wine bottles  
Dual temperature zones  
LED light  
Digital LED display  
Auto defrost low vibration design  
6 Wooden shelves  
Anti UV glass door  
Fan assisted operation  
Adjustable temperature Upper zone: 5-12°C Lower zone: 10-18°C  
Black with stainless steel frame  
Anti finger proof finish

Ref: 092100



## HWCB602D

## 60cm ENTERTAINMENT CENTRE

38 x wine bottles  
Dual temperature zones  
LED light  
Digital LED display  
Auto defrost low vibration design  
12 Wooden shelves  
Anti UV glass door  
Fan assisted operation  
Adjustable temperature Left compartment: 5-18°C  
Right compartment: 2-18°C  
Black with stainless steel frame

Ref: 101400



## HDIH2T

## 45cm SLIMLINE DISHWASHER

10 place settings  
8 programmes  
Height adjustable upper basket  
Delay start (24 hours)  
Half Load function  
Salt & rinse aid indicator light  
Foldable racks

Ref: 049700



## HITC5SB1FS-80

## 45cm SLIMLINE DISHWASHER

11 Place Settings  
8 Programmes  
Third Cutlery Draw  
Delay Start up to 23 hours  
Foldable racks  
Automatic Door opening

Ref: 058900



## HI4C6F0S-80

## 60cm PREMIUM DISHWASHER

16 Place settings  
10 Programmes  
Slide out cutlery drawer  
Easy Click Height adjustable upper basket  
Powerwash function  
Automatic door opening  
Silver LED touch panel

Ref: 049700





**HBWS48D1W4J-80**
**8kg WASHING MACHINE**

15 Wash programmes  
1500rpm spin speed  
Includes active steam  
Extra Rinse & Hygiene+ options  
Unique KG detector for ultimate efficiency  
Large LED display  
Delay start option  
Fully integrated

Ref: 053400


**HBWS49D1W4J-80**
**9kg WASHING MACHINE**

15 Wash programmes  
1500rpm spin speed  
Includes active steam  
Extra Rinse & Hygiene+ options  
Unique KG detector for ultimate efficiency  
Large LED display  
Delay start option  
Fully integrated

Ref: 055200


**HBS1410CL8U-80**
**10kg WASHING MACHINE**

16 Wash programmes  
1400rpm spin speed  
Includes active steam  
Extra Rinse & Hygiene+ options  
Unique KG detector for ultimate efficiency  
Large LED display  
Delay start option  
Fully integrated

Ref: 071800


**BATDH7**
**7kg HEAT PUMP TUMBLE DRYER**

15 Drying programmes  
Choice of 3 dryness levels  
KG detector  
Delay start upto 24 hours  
White and Chrome Door  
Fully integrated  
Chrome door

Ref: 079200


**H3W49TA4**
**9kg FREESTANDING WASHING MACHINE**

9Kg load capacity  
15 programmes  
Adjustable 1400rpm spin speed  
Adjustable temperature  
Rapid wash cycles, 14, 30, 44 mins  
Dedicated sports clothing programme  
Approved Woolmark wash programme  
Extra rinse & Pause cycle option  
Large LED display  
WiFi & Bluetooth connectivity  
KG detector  
Delay start upto 24 hours  
White Door

Ref: 046000


**HLEC9TE**
**9kg FREESTANDING TUMBLE DRYER**

9Kg load capacity  
14 Drying programmes  
Total Care technology - Looks after all your clothes and perfect for wools, delicates and other special cycles.  
AquaVision in door water container  
WiFi & Bluetooth connectivity  
Choice of 3 dryness levels  
KG detector  
Delay start upto 24 hours  
White Door

Ref: 046001


**HSK11U**
**STACKING KIT**

Hoover stacking kit is ideal for saving space in your home. Including the practical sliding shelf, with safe stop and anti-tipping system, it can hold up to 12 kg and makes loading and unloading easier.

Ref: 014600


**HBD485D13-80**
**8/5kg WASHER DRYER**

8kg wash capacity  
5kg dry capacity  
15 sensor drying programmes  
1400rpm spin speed  
Includes active steam  
Unique KG detector for ultimate efficiency  
Delay start option  
Fully integrated

Ref: 070000


**HBD495D13-80**
**9/5kg WASHER DRYER**

9kg wash capacity  
5kg dry capacity  
15 sensor drying programmes  
1400rpm spin speed  
Includes active steam  
Unique KG detector for ultimate efficiency  
Delay start option  
Fully integrated

Ref: 073700



SERIES 2

H6ID25G3HTB2  
Multifunction Wifi Oven



78L Large capacity  
17 Functions including Airfry  
6 Shelf Levels, Telescopic runners  
Soft close & Soft open  
Eco Programme  
3.3kw connected load



Ref: 060700

H6ID25G3YTB2  
Multifunction Pyrolytic Wifi Oven



78L Large capacity  
17 Functions including Airfry  
Pyrolytic  
6 Shelf Levels, Telescopic runners  
Soft close & Soft open  
Eco Programme  
3.3kw connected load



Ref: 070000

H4MWID29G6NQB  
Combination Wifi Microwave




44L Capacity  
14 Functions including Airfry  
900w Power, 2500w Grill  
Multi point wired meat probe  
Dehydrate, Soft close & Soft open  
H455mm W595mm D565mm



Ref: 110600

HWD14ID6E  
Warming Drawer

15cm Warming Drawer  
Variable temperature control  
Net capacity: 20 litres,  
Temperature range 30-70 °C  
Rotary control  
On/Off Indicator



Compatible with both  
Series 2 and 6

Ref: 055200

HWO9M2M5B  
Double Oven



42/70L Capacity  
4/8 Functions Hydro easy clean &  
catalytic panels  
Telescopic runners  
Soft Close door

Ref: 086600



No.1 Global Major  
Appliances Brand\*

for 15 Consecutive Years

\*Source: Euromonitor International 2023.



5 YEARS LABOUR, 10 YEARS  
PARTS WARRANTY  
Haier offers a comprehensive After Sales  
Service Promise to cover every eventuality.  
All Haier Built-in appliances and selected  
Freestanding appliances come with a  
10 year parts and 5 year labour warranty.

SERIES 6

H6ID66C3HTB1  
Multifunction Wifi Oven



Colour UX TFT display  
78L Large Capacity  
25 Functions including Airfry  
7 Shelf Levels  
Telescopic runners  
Connected Load 3.3kw



Ref: 086600

H6ID66C3YTB1  
Multifunction Pyrolytic Wifi Oven



Colour UX TFT display  
78L Large Capacity  
25 Functions including Airfry  
Pyrolytic  
7 Shelf Levels, Telescopic runners  
Connected Load 3.3kw



Ref: 092100

H6ID68CSYTB1  
Multifunction Steam Wifi Oven



Colour UX TFT display  
78L Large Capacity  
25 Functions  
including Airfry & Steam  
7 Shelf Levels, Telescopic runners  
Wireless Probe



Ref: 118000

H4MWID69C6NQB  
Combination Wifi Microwave



Colour UX TFT display  
44L Capacity  
14 Functions including Airfry  
6 Power Levels,  
900W Microwave, 2500W Grill  
Soft open & Close door  
Includes wired Meat Probe



Ref: 129000

H6ID68M5HTB1  
Multifunction Wifi Oven  
with AI Camera



Premium TFT display  
AI Cooking Camera  
78L Large Capacity  
25 Functions including Airfry  
7 Shelf Levels, Telescopic runners  
Wireless Probe  
Door Lighting, Soft close door  
Connected Load 3.3kw




Ref: 123500

H6ID68M5YTB1  
Multifunction Pyrolytic Wifi Oven  
with AI Camera



Premium TFT display  
AI Cooking Camera  
78L Large Capacity  
25 Functions including Airfry, Pyrolytic  
7 Shelf Levels, Telescopic runners  
Wireless Probe  
Door Lighting, Soft close door  
Connected Load 3.3kw



Ref: 129000

H4MWID69P6NQB  
Combination  
Wifi Microwave



Premium TFT display  
44L Capacity  
14 Functions including Airfry  
6 Power Levels  
900W Microwave  
2500W Grill  
Soft open & Close door  
Includes wired Meat Probe



Ref: 147500



H4MWID69C6NQB, H6ID68CSYTB1 & HWD14ID6E





**HAVG6BF4TBPB**  
60cm Gas on Glass Hob



4 burners  
Maximum power range 5kw (left burner)  
Perfect flame system  
Cast iron support  
LPG kit included

Ref: 047800

**HAVG75TBBP**  
75cm Gas on Glass Hob



5 burners  
Maximum power range 5kw (left burner)  
Perfect flame system  
Cast iron support  
LPG kit included

Ref: 055200

**HAMS518EWK**  
Tall Larder Fridge



316L Capacity  
Auto Defrost  
LED Lighting  
Sliding door hinges  
Reversible door

Ref: 081000

**HAUN518EWK**  
Tall Freezer



200L Capacity  
No Frost  
Super Freeze Function  
Sliding door hinges  
Reversible door

Ref: 086600

**HSR3918ENPG**  
Side by Side American Fridge Freezer



528L Capacity  
Fridge 337L, Freezer 191L  
Top LED Light  
Multi Air flow  
Silver

H1775 x W908 x D647

Ref: 084700



2 Year  
Warranty

**HADG6CBS4BWIFI**  
60cm Angled Wifi Hood



5 Power Speeds  
Extraction rate 650m3/h  
Touch controls, Timer  
LED Lighting  
Noise Level 62dB  
Extraction or Recirculation  
Charcoal Filters included

Ref: 049700

**HAISJ64MC**  
60cm Wi-Fi Induction Hob



9 power levels  
Multi slider interface, Timer  
Controllable Via hOn app  
Overspill alert  
Child Lock  
7.4kw connected load

Ref: 047800

**HAMTB86IRCS**  
80cm VariCook WIFI Induction Hob



VariCook  
15 power levels  
Multi slider interface, Timer  
Controllable Via hOn app  
Overspill alert  
Child Lock  
7.4kw connected load

Ref: 081000

**HBQW5518DK**  
70/30 Fridge freezer



248L Capacity  
187L Fridge, 61L Freezer,  
Humidity zone  
Super cooling, Super freezing  
Holiday function, Open door Alarm  
Reversible doors  
Sliding Door hinges

Ref: 099500

**HB50T618MK**  
50/50 Fridge freezer



242L Capacity  
153L Fridge, 89L Freezer,  
Total No Frost,  
Super cooling, Super freezing  
Holiday function, Open door Alarm  
Reversible doors  
Sliding Door hinges

Ref: 092100

**HCR7818DNMM**  
Multidoor American Fridge freezer



467L Capacity  
Fridge 311L, Freezer 156L  
External Touch display  
Humidity zone, Daylight  
Haier Air Surround  
Inox/Silver

H1815 x W833 x D650

Ref: 097700



2 Year  
Warranty

**HADG9CBS4BWIFI**  
90cm Angled Wifi Hood



5 Power Speeds  
Extraction rate 650m3/h  
Touch controls, Timer  
LED Lighting , Noise Level 62dB  
Extraction or Recirculation  
Charcoal Filters included

Ref: 055200


**HAIH6IESCF**  
60cm Vented Induction Hob



Central slide control interface  
Dual Flex zones  
Extraction Rate - 459m3/h  
Noise level – 64 dB  
Child Lock, Charcoal filters &  
Recirculation kit included  
7.4kw connected load

Ref: 202900

**HAIH8IFMCF**  
80cm Vented Induction Hob



Central slide control interface  
Dual Flex zones  
Extraction Rate - 459m3/h  
Noise level – 64 dB  
Child Lock, Charcoal filters &  
Recirculation kit included  
7.4kw connected load

Ref: 230600



XI1C3TB2FB-80  
45cm Slimline Dishwasher



- 11 Place settings
- 8 Programmes
- Third cutlery draw
- Foldable Racks
- Height adjustavle basket
- Auto Door opening
- Floor Light
- Eco function
- Noise Level 43dB

Ref: 068100



XI6C4S3FSB-80  
60cm Dishwasher



- 16 Place settings
- 10 Programmes
- Third cutlery draw
- Foldable Racks
- Power wash function
- Sliding hinge
- Auto Door opening
- Smart AI pro
- Noise Level 44dB

Ref: 064400



BHA6S69M6DB9RJ80  
Integrated Washing Machine



- 9kg Capacity, 1600 rpm
- 15+1 Programmes, Eco 40-60
- Unique KG detector for ultimate efficiency
- Steam Function, Express 14
- 24 hour Delay Start
- Noise Level 76dB
- Also available in White

Ref: 071800

HDB4H7A2T  
Integrated Heat Pump Tumble Dryer



- 7kg Capacity
- 15 Programmes, 3 Dryness levels
- Unique KG detector for ultimate efficiency
- Indoor warer container
- 24 hour Delay Start
- Noise Level 67dB
- Also available in White

Ref: 073700

BHA6S696M6DB9R80  
Integrated Washer Dryer



- 9kg / 5kg Capacity , 1600 rpm
- 15+1 Programmes, Eco 40-60
- Unique KG detector for ultimate efficiency
- Steam Function
- Express 14, 24 hour Delay Start
- Noise Level 76dB
- Also available in White

Ref: 073701

HWB100B14858VUUK  
10kg Integrated Washing Machine



- 10kg Capacity, 1400 rpm
- 17 Programmes, Eco 40-60
- Unique KG detector for ultimate efficiency
- Steam Function
- Express 14, 24 hour Delay Start
- Noise Level 68dB
- Only available in White

Ref: 086600

H6ID68M5YTB1  
Multifunction Pyrolytic Wifi Oven with AI Camera



- Premium TFT display
- AI Cooking Camera
- 78L Large Capacity
- 25 Functions including Airfry, Pyrolytic
- 7 Shelf Levels, Telescopic runners
- Wireless Probe
- Door Lighting, Soft close door
- Connected Load 3.3kw

Ref: 129000

H4MWID69P6NQB  
Combination Wifi Microwave



- Premium TFT display
- 44L Capacity,
- 14 Functions including Airfry
- 6 Power Levels,
- 900W Microwave, 2500W Grill
- Soft open & Close door
- Includes wired Meat Probe

Ref: 147500

HAMTB86IRCS  
80cm VariCook WIFI Induction Hob



- 15 power levels
- VariCook flexible zone
- Slide touch control interface
- Timer, Over-spill alert
- Child lock
- Easy clip install
- Connected Load 7.4kw

Ref: 081000

XS6A4M4PB-80  
60cm IPRO SHINE Dishwasher



- 16 Place setting
- Third Drawer
- Maxi Tub
- 10 Programmes
- Power functions
- Unique Washing system
- Automatic cycles
- Auto Door opening
- Sliding Hinges

Ref: 105000



HBW7518CTK  
Total No Frost 70/30

- Total Capacity 268L
- Fridge 182L, Freezer 86L
- Fridge daylight & Freezer light
- Flexi wine rack
- Super cooling
- Holiday function
- Noise Level: 37dB
- Fast efficient installation
- Sliding Hinges
- Reversible

Ref: 123500



No.1 Global Major Appliances Brand\*  
for 15 Consecutive Years



5 YEARS LABOUR,  
10 YEARS PARTS WARRANTY

Haier offers a comprehensive **After Sales Service Promise** to cover every eventuality. All Haier Built-in appliances and selected Freestanding appliances come with a 10 year parts and 5 year labour warranty.

\*Source: Euromonitor International 2023.

HTO5A3  
Toaster

Ref: 009000



- 21 Customisable Programmes
- Memory function;
- 7 Toasting Levels

HKE5A  
Kettle

Ref: 012701



- Precise Temperature Options: 40° to 100°
- Sound Alert

HMB5A  
Beverage Centre

Ref: 012702



- 7 Programmes
- LED Touch Controls
- Accessories: Metal Filter, Cleaning Brush, Doser

HAF5TWA3  
Multi Air Fryer

Ref: 021200



- Temperature: 40-200°c
- 9 Functions
- Accessories: Baking tray, Deep dish, Grill rack



FARMHOUSE



The Belling **Farmhouse** collection combines traditional style with Belling’s reputation for reliability. The charming style with a slight modern twist helps these range cookers to work just as well in a contemporary setting, coming in 90cm, 100cm or 110cm on request. The new Belling Ranges have been designed with Large capacity cooking at the fore front of mind; the new designed ovens are perfect for big batch cooking and Sunday roasts coming with a minimum of 3 cavities with the latest Air fry function inclusive in all ranges to perfect them roast potatoes.

Belling offers three fuelling options to suit your preferences Dual Fuel (DF), Electric (E) and Electric Induction (Ei).

CODE	REF	CODE	REF
FARMHOUSE90DFANT	Ref: 178900	FARMHOUSE100DFANT	Ref: 199200
FARMHOUSE90DFBLK	Ref: 171500	FARMHOUSE100DFBLK	Ref: 186300
FARMHOUSE90DFCRM	Ref: 186300	FARMHOUSE100DFCRM	Ref: 199200
FARMHOUSE90EANT	Ref: 186300	FARMHOUSE100EANT	Ref: 201000
FARMHOUSE90EBLK	Ref: 171500	FARMHOUSE100EBLK	Ref: 186300
FARMHOUSE90ECRM	Ref: 175400	FARMHOUSE100ECRM	Ref: 206600
FARMHOUSE90EANT	Ref: 241700	FARMHOUSE100EANT	Ref: 256400
FARMHOUSE90EIBLK	Ref: 226900	FARMHOUSE100EIBLK	Ref: 241700
FARMHOUSE90EICRM	Ref: 241700	FARMHOUSE100EICRM	Ref: 256400

DF

All 90cm DF ranges come with 5 Gas Burner hob, including a powerful central 4KW wok burner, all 100cm & 110cm ranges with DF will come with 7 Burner gas hob including a powerful 4KW wok burner. These hardwearing, raised cast iron pan supports are a small addition that makes your hob easier and safer to use. Their ergonomic design creates a sturdier surface to stop pans from toppling, even if they’re placed off-centre. Plus, they’re easy-to-clean, make pans easier to move across the surface and help protect your hob from scratches.

E

All Electric Induction Ranges in sizes 90cm, 100cm and 110cm come with a 5 zone induction hob. With the targeted accuracy of induction cooking, it’s like you’ve put an individual heating element inside each pan. Placing a pan on any of the five induction zones completes a magnetic circuit below the hob’s surface to create energy in the base – which heats the pan and its contents, not the hob itself. This means no heat is wasted, so you save energy. It’s a faster, safer and greener way to cook. All Electric inductions come with Link+, your hob adapts to a variety of pan sizes. This flexible technology allows you to connect two induction zones to create a bigger area for cooking, then adjust the heat using just one control. It’s ideal for those large cast iron pots, woks or longer pans like fish kettles or griddles.

Ei

All 90cm E ranges come with a 5 zone ceramic hob, 100cm & 110cm ranges will come with 7 Zone ceramic hob. All including a double ring dual zone and a large warming zone. This gives you plenty of space to keep sauces gently simmering whilst bringing water swiftly to the boil. Plus, the smooth ceramic glass makes it easy to keep clean.

COOKCENTRE



The Belling **Cookcentre** collection offers a well-engineered range cooker with stunning good looks and modern lines, whilst being a brilliant option for those with a budget in mind, available in 90cm, 100cm & 110cm on request. The new Belling Ranges come with a minimum of 3 cavities, they’ve been designed with large capacity ovens, perfect for big batch cooking and Sunday roasts with the latest Air fry function which are a must for busy families. This built-in feature gives you all the energy-efficiency, health benefits and crunch of an air fryer with all the space of your traditional oven – and eliminates that extra appliance cluttering up your counter-top.

CODE	REF	CODE	REF
COOKCENTRE90DFBLK	Ref: 178900	COOKCENTRE100DFBLK	Ref: 193700
COOKCENTRE90DFSTA	Ref: 193700	COOKCENTRE100DFSTA	Ref: 206600
COOKCENTRE90EBLK	Ref: 178900	COOKCENTRE100EBLK	Ref: 193700
COOKCENTRE90ESTA	Ref: 193700	COOKCENTRE100ESTA	Ref: 206600
COOKCENTRE90EIBLK	Ref: 234300	COOKCENTRE100EIBLK	Ref: 249000
COOKCENTRE90EISTA	Ref: 249000	COOKCENTRE100EISTA	Ref: 262000

FARMHOUSE  
HOOD

CODE	REF
CHIM90PYRBLK	Ref: 060700
CHI90PYRSTA	Ref: 060700
CHIM100PYRBLK	Ref: 058900
CHIM100PYRSTA	Ref: 062600



COOKCENTRE  
HOOD

CODE	REF
CHIM90TBLK	Ref: 071800
CHIM90TSTA	Ref: 071800
CHIM100TBLK	Ref: 077400
CHIM100TSTA	Ref: 077400



BI603MF

- › 72 Litre capacity
- › 8 Cooking functions
- › Equiflow™ technology
- › Retractable controls



BI603MFC

- › 72 Litre capacity
- › 8 Cooking functions
- › Equiflow™ technology
- › Retractable controls
- › Catalytic Liner



BI603MFPY

- › 72 Litre capacity
- › Multifunction
- › Pyrolytic
- › 13 Cooking functions
- › Equiflow™ technology
- › Touch Control



BI703MFC

- › 54L / 38L Capacity
- › Multifunction
- › 9 Cooking functions
- › Equiflow™ technology
- › Retractable controls
- › Two soft close doors
- › Full top oven Grill
- › Defrost function
- › Pizza function



BI903MFC

- › 72L / 38L Capacity
- › Multifunction
- › 4 Cooking functions
- › Equiflow™ technology
- › Two soft close doors
- › Full top oven Grill
- › Defrost function
- › Pizza function

BI603MFBK or  
BI603MFSS

Ref: 036700

BI603MFCBK or  
BI603MFCSS

Ref: 041500

BI603MFPYSS

Ref: 055200

BI703MFCBK or  
BI703MFCSS

Ref: 072900

BI903MFCBK or  
BI903MFCSS

Ref: 075700



BIMWG6017

- › Built in microwave
- › 700w microwave power
- › 1000w grill function
- › 5 power levels
- › 8 automatic cooking programmes
- › Automatic defrost by weight
- › Stainless Steel
- › H382 W594 D321 (inc fascia)

BIMWG6017

Ref: 027500



BI602FP

- › 70 Litre capacity
- › Multifunction
- › Pyrolytic
- › 8 Cooking functions
- › Equiflow™ technology
- › Touch Control

BI602FP-BK or  
BI602FP-SS

Ref: 038600



BI702CTFP

- › 54L / 38L Capacity
- › Built under double
- › Programmable Timer
- › 5 Cooking functions
- › Equiflow™ technology
- › Slow cook option
- › Defrost function

BI702CTFP-BK or  
BI702CTFP-SS

Ref: 066500



BI902FP

- › 72L / 44L Capacity
- › Programmable Timer
- › 5 Cooking functions
- › Equiflow™ technology
- › Slow cook option
- › Defrost function

BI902FP-BK or  
BI902FP-SS

Ref: 066501



CH602TX

- > 60cm Ceramic hob
- > Touch control slider
- > 4 zone boost mode
- > Digital display
- > Timer function
- > **Child safety lock**

Ref: 027500



IHT603

- > 60cm Induction hob
- > Touch control slider
- > 4 zone boost mode
- > Digital display with Timer
- > **Child safety lock**

Ref: 036700



IHT6013

- > 60cm Induction hob
- > Touch control slider
- > 4 zone boost mode
- > Digital display with Timer
- > **Child safety lock**
- > **13amp connection**

Ref: 036701



IHL603

- > 60cm Induction
- > **LINK+ bridge zone**
- > Touch control slider
- > 4 zone boost mode
- > Digital display
- > Timer function
- > **Child safety lock**

Ref: 036702



IHL773

- > 77cm Induction
- > **LINK+ bridge zone**
- > Touch control slider
- > 4 zone boost mode
- > Digital display
- > Timer function
- > **Child safety lock**

Ref: 051500



GHU603CISS

- > 60cm Gas Hob
- > Cast iron pan support
- > LPG kit available
- > **3.6 Wok Burner**
- > Stainless Steel

Ref: 033000



GHU753CISS

- > 75cm Gas Hob
- > Cast iron pan support
- > LPG kit available
- > **3.6 Wok Burner**
- > Stainless Steel

Ref: 040400



GTG603RIBK

- > 60cm Gas Hob
- > Cast iron pan support
- > LPG kit available
- > **3.6 Wok Burner**
- > Black Ceramic Glass

Ref: 033000



GTG753CIBK

- > 75cm Gas Hob
- > Cast iron pan support
- > LPG kit available
- > **3.6 Wok Burner**
- > Black Ceramic Glass

Ref: 040400



BELCHIM603PYR 60cm

- > **Powerful 488 m³/h extraction**
- > 3 speed settings
- > LED lights
- > Stainless steel
- > Charcoal filter CFILT4200
- Ref: 002400
- > Belling branded


Ref: 018300



BELCHIM603PYR-BK 60cm

- > **Powerful 488 m³/h extraction**
- > 3 speed settings
- > LED lights
- > Black
- > Charcoal filter CFILT4200
- Ref: 002400
- > Belling branded

Ref: 018301



BEL603ANG 60cm

- > **Powerful 640 m³/h extraction**
- > 3 speed settings plus boost
- > LED lights
- > Black angled glass
- > Charcoal filter CFILT4200
- Ref: 002400
- > Belling branded

Ref: 029400



BELCHIM803T 80cm

- > **Powerful 580m³/h extraction**
- > 3 speed settings
- > LED lights
- > Stainless Steel
- > Charcoal filter CFILT4201
- Ref: 002401
- > Belling branded

Ref: 044100



WC150

- > Wine Cooler
- > 7 bottle capacity
- > Digital temperature 5-22°C
- > Reversible door
- > 148 x 870 x 525mm
- > **Stainless steel**
- > **Glass door**

G

Ref: 032300



WC300

- > Wine Cooler
- > 18 bottle capacity
- > Digital thermostat 5-22°C
- > Digital temperature display
- > Reversible door
- > 295 x 870 x 568mm
- > **Stainless steel**
- > **Glass door**

G

Ref: 050800



WC600

- > Wine Cooler
- > 46 bottle capacity
- > Digital thermostat 5-22°C
- > Two zones
- > Digital temperature display
- > Reversible door
- > 595 x 870 x 568mm
- > **Stainless steel**
- > **Glass door**

G

Ref: 096900



WC150-BK

- > Wine Cooler
- > 7 bottle capacity
- > Digital temperature 5-22°C
- > Reversible door
- > 148 x 870 x 525mm
- > **All Black**
- > **Glass door**

G

Ref: 032301



WC300-BK

- > Wine Cooler
- > 18 bottle capacity
- > Digital thermostat 5-22°C
- > Digital temperature display
- > Reversible door
- > 295 x 870 x 568mm
- > **All Black**
- > **Glass door**

G

Ref: 050801



WC600-BK

- > Wine Cooler
- > 46 bottle capacity
- > Digital thermostat 5-22°C
- > Two zones
- > Digital temperature display
- > Reversible door
- > 595 x 870 x 568mm
- > **All Black**
- > **Glass door**

G

Ref: 100600

IDW60

- > 60cm fully integrated slimline dishwasher
- > 6 wash temperatures
- > 6 temperature settings
- > LED digital display
- > 14 place settings
- > Economy and Quick wash
- > Half load option
- > Delay start timer
- > Adjustable upper basket
- > Residual heat drying
- > Stainless steel interior

- > **Low 11 litre water consumption**

Ref: 050800



D

IDW450

- > 45cm fully integrated slimline dishwasher
- > 6 wash temperatures
- > 6 temperature settings
- > LED digital display
- > 10 place settings
- > Economy and Quick wash
- > Half load option
- > Delay start timer
- > Adjustable upper basket
- > Residual heat drying
- > Stainless steel interior

- > **Low 9 litre water consumption**

Ref: 050801



D





# Classic

## CLASSIC OVENS



- C2231** Ref: 046500

  - › Electric Single Oven
  - › MotionHeat+ technology
  - › **A energy**
  - › 5 functions
  - › Minute minder
  - › 67 litres
  - › Fuse rating 13A, rated load 2.34kW
- C2234** Ref: 051300

  - › Electric Single Oven
  - › MotionHeat+ technology
  - › **A energy**
  - › 5 functions
  - › Programmable LED electronic timer
  - › 67 litres
  - › Fuse rating 13A, rated load 2.34kW
- C2234BK** Ref: 051300

  - › Electric Single Oven
  - › MotionHeat+ technology
  - › **A energy**
  - › 5 functions
  - › Programmable LED electronic timer
  - › 67 litres
  - › Fuse rating 13A, rated load 2.34kW
- C2237** Ref: 056100

  - › Electric Single Oven
  - › MotionHeat+ technology
  - › **A energy**
  - › 9 functions
  - › Programmable LED electronic timer
  - › 67 litres
  - › Fuse rating 16A, rated load 3.2kW
- C2220** Ref: 058300

  - › Electric Single Oven
  - › MotionHeat+ technology
  - › **A energy**
  - › 5 functions
  - › Side opening reversible Door
  - › Programmable LED electronic timer
  - › 67 litres
  - › Fuse rating 13A, rated load 2.34kW



- C2239** Ref: 085100

  - › **Pyrolytic** Electric Single Oven
  - › MotionHeat+ technology
  - › **A energy**
  - › 11 functions
  - › Programmable LED electronic timer
  - › 67 litres
  - › Fuse rating 20A, rated load 3.57kW
- C3246** Ref: 094700

  - › Electric Double Oven
  - › **A/A energy**
  - › Top oven 4 functions
  - › Main oven 4 functions
  - › 40/61 litres
  - › Fuse rating 32A, rated load 5.19kW
- C4246** Ref: 094701

  - › Electric Built-Under Oven
  - › **A/A+ energy**
  - › Top oven 4 functions
  - › Lower oven 8 functions
  - › 40/42 litres
  - › Fuse rating 20A, rated load 4.7kW

## ACCESSORIES



- HANDLE10BK** Ref: 004900
- › Metal handle for single 60cm ovens only
  - › Black finish
  - › For all Classic ovens



- CKNOB5BK** Ref: 003000
- › 2 x Metal dial control
  - › Black finish
  - › For all Classic ovens and gas hobs



# PREMIUM GUARANTEED

Get an exclusive 5-year guarantee on all Caple appliances, when you purchase any Sense Premium oven or microwave at the same time. We understand the importance of durability, and that's why we stand behind the quality of our products.

\*Terms and conditions apply. See website for full details. 5 year guarantee will be applicable to all Caple appliances purchased alongside a Sense Premium oven or microwave at the same time. To activate the guarantee, you must register the purchase of your products and provide proof of purchase. Offer applies when purchasing any Sense Premium oven or microwave. C2600, C2601 and CMS260 models are included in any colour finish.

## CLASSIC MICROWAVES



- CM130** Ref: 039500
- › Built-in Microwave and Grill
  - › 25 litre capacity
  - › Height 388mm
  - › Fuse rating 13A, rated load 2.15kW



- CM120** Ref: 041200
- › Built-in Wall Microwave and Grill
  - › 17 litre capacity
  - › Height 382mm
  - › Fuse rating 13A, rated load 1.05kW



- CM121BK** Ref: 041201
- › Built-in Wall Microwave and Grill
  - › 17 litre capacity
  - › Height 382mm
  - › Fuse rating 13A, rated load 1.1kW



- CM123** Ref: 041202
- › Built-in Microwave and Grill with frame
  - › 25 litre capacity
  - › Height 460mm
  - › Fuse rating 13A, rated load 1.45kW



- CM123BK** Ref: 041203
- › Built-in Microwave and Grill with frame
  - › 25 litre capacity
  - › Height 460mm
  - › Fuse rating 13A, rated load 1.45kW



- CM126** Ref: 050400
- › Built-in Combination Microwave and Grill with frame
  - › 25 litre capacity
  - › Height 460mm
  - › Fuse rating 13A, rated load 2.5kW



- CM108SS** Ref: 094200
- › Built-in Microwave
  - › Stainless steel and black glass
  - › 4 functions
  - › Touch control
  - › 40 litres capacity
  - › Height 450mm
  - › Fuse rating 10A, rated load 1.5kW



- CM108BK** Ref: 094201
- › Built-in Microwave
  - › Black glass
  - › 4 functions
  - › Touch control
  - › 40 litres capacity
  - › Height 450mm
  - › Fuse rating 10A, rated load 1.5kW

## CLASSIC WARMING DRAWERS



- WD140CLSS** Ref: 042800
- › Warming Drawer
  - › Black glass with stainless steel trim
  - › Height 140mm
  - › 25kg capacity
  - › 30°C - 75°C



- WD140CLBK** Ref: 042801
- › Warming drawer
  - › Black glass
  - › Height 140mm
  - › 25kg capacity
  - › 30°C - 75°C




Sense

CM111BG | C2106BG | CM465BG | WD140BG

SENSE COOKING


MotionHeat



**C2362BG** Ref: 070900

- › **Black Glass** Electric Single Oven
- › MotionHeat+ technology
- › **A energy**
- › 8 functions
- › 67 litre capacity
- › Touch control with programmable electronic timer
- › 2 sets of full extension telescopic runners
- › Fuse rating 16A, rated load 3.22kW
- › Dial controls


MotionHeat



**C2101BG** Ref: 085500

- › **Black Glass** Electric Single Oven
- › MotionHeat+ technology
- › **A energy**
- › 10 functions
- › 67 litre capacity
- › Touch control
- › 2 sets of full extension telescopic runners
- › Fuse rating 16A, rated load 3.22kW


MotionHeat



**C2106BG** Ref: 097100

- › **Black Glass Soft Close** Electric Single Oven
- › MotionHeat+ technology
- › **A energy**
- › 13 functions
- › 67 litre capacity
- › Touch control
- › 2 sets of full extension telescopic runners
- › Fuse rating 16A, rated load 3.22kW


MotionHeat



**C2403BG** Ref: 102800

- › **Black Glass Pyrolytic** Electric Single Oven
- › MotionHeat+ technology
- › **A energy**
- › 14 functions
- › 67 litre capacity
- › Touch control
- › 2 sets of full extension telescopic runners
- › Fuse rating 16A, rated load 3.57kW


MotionHeat



**C3371BG** Ref: 110600

- › **Black Glass** Electric Double Oven
- › **A/A energy**
- › Top Oven 4 functions
- › Main Oven 8 functions
- › 40/61 litres
- › Fuse rating 32A, rated load 5.19kW


MotionHeat



**CM1081BG** Ref: 095100

- › **Black Glass** Built-in Microwave
- › 4 functions
- › Touch control
- › 40 litre capacity
- › Height 450mm
- › 8 Auto cooking programmes
- › Fuse rating 10A, rated load 1.5kW


MotionHeat



**CM111BG** Ref: 114600

- › **Black Glass** Built-in Combi Microwave
- › 10 functions
- › Touch control
- › 40 litre capacity
- › Height 450mm
- › 8 Auto cooking programmes
- › Fuse rating 13A, rated load 2.55kW


MotionHeat



**CM465BG** Ref: 234800


- › **Black Glass** Coffee Machine
- › Touch control with white LCD display
- › Fully automatic
- › Adjustable bean grinder
- › Milk jug included

MotionHeat



**WD140BG** Ref: 043800

- › **Black Glass** Warming Drawer
- › Height 140mm
- › 25kg capacity
- › 30°C - 75°C



ACCESSORIES



**SHELF COVBK** Ref: 002900

- › Shelf end cover for oven/combi installation, Black



**SHELF COVSS** Ref: 002901

- › Shelf end cover for oven/combi installation, Stainless Steel



**HANDLE 10GD** Ref: 005700

- › Metal handle
- › Gold or Copper finish
- › For single 60cm ovens and 45cm microwaves\*
- › Handle fit charge Ref: 009200



**HANDLE 10CO** Ref: 005701

- › Handle fit charge [x2] Ref: 017500

\*Handles for microwaves [CM1081 / CM111 / CMS260] must be ordered at the same time as the appliance, they cannot be fitted after delivery.




Sense

CM111GM | WD140GM | C2403GM | CM465GM

SENSE COOKING


MotionHeat



**C2106GM** Ref: 106200

- › **Gunmetal Soft Close** Electric Single Oven
- › MotionHeat+ technology
- › **A energy**
- › 13 functions
- › 67 litre capacity
- › Touch control
- › 2 sets of full extension telescopic runners
- › Fuse rating 16A, rated load 3.22kW


MotionHeat



**C2403GM** Ref: 113900

- › **Gunmetal Pyrolytic** Electric Single Oven
- › MotionHeat+ technology
- › **A energy**
- › 14 functions
- › 67 litre capacity
- › Touch control
- › 2 sets of full extension telescopic runners
- › Fuse rating 16A, rated load 3.57kW


MotionHeat



**CM111GM** Ref: 120900

- › **Gunmetal** Built-in Combi Microwave
- › 10 functions
- › Touch control
- › 40 litre capacity
- › 8 Auto cooking programmes
- › Fuse rating 13A, rated load 2.55kW


MotionHeat



**CM465GM** Ref: 234800

- › **Gunmetal** Coffee Machine
- › Touch control with white LCD display
- › Fully automatic
- › Adjustable bean grinder
- › Milk jug included


MotionHeat



**WD140GM** Ref: 048700

- › **Gunmetal** Warming Drawer
- › Height 140mm
- › 25kg capacity
- › 30°C - 75°C


MotionHeat



**C2105SS** Ref: 104900

- › **Stainless Steel Soft Close** Electric Single Oven
- › MotionHeat+ technology
- › **A energy**
- › 13 functions
- › 67 litre capacity
- › Touch control
- › 2 sets of full extension telescopic runners
- › Fuse rating 16A, rated load 3.22kW


MotionHeat



**C2402SS** Ref: 111900

- › **Stainless Steel Pyrolytic** Electric Single Oven
- › MotionHeat+ technology
- › **A energy**
- › 14 functions
- › 67 litre capacity
- › Touch control
- › 2 sets of full extension telescopic runners
- › Fuse rating 16A, rated load 3.57kW


MotionHeat



**SO111SS** Ref: 055200

- › **Stainless Steel** Built-in Combi Steam Oven
- › **A+ energy**
- › 11 functions
- › Touch control
- › Steam cooking 40°C - 100°C
- › 40 litre capacity
- › Fuse rating 16A, rated load 3.05kW


MotionHeat



**CM111SS** Ref: 118700

- › **Stainless Steel** Built-in Combi Microwave
- › 10 functions
- › Touch control
- › 40 litre capacity
- › 8 Auto cooking programmes
- › Fuse rating 13A, rated load 2.55kW


MotionHeat



**CM465SS** Ref: 232800

- › **Stainless Steel** Coffee Machine
- › Touch control with white LCD display
- › Fully automatic
- › Adjustable bean grinder
- › Milk jug included

MotionHeat



**WD140SS** Ref: 048000

- › **Stainless Steel** Warming Drawer
- › Height 140mm
- › 25kg capacity
- › 30°C - 75°C






5

YEARS OF CAPLE  
GUARANTEED

**BETTER TOGETHER**  
Purchase any Sense Premium cooking product, and get an exclusive 5-year guarantee on all Caple appliances purchased at the same time. T+C'S apply see caple.co.uk for more information.


# Sense Premium

## SENSE PREMIUM COOKING




**C2601BG** Ref: 123500

- › **Black Glass** Smart Tech Pyrolytic oven
- › WiFi connectivity
- › CapleTouch+ TFT Touch control
- › MotionHeat+ technology
- › **A energy**
- › Airfry tray [AIRFRY2] included
- › 23 functions, 67 litre capacity
- › 2 Sets of full extension telescopic shelves
- › Fuse rating 16A, rated load 3.57kW




**C2601SS** Ref: 124400

- › **Stainless Steel** Smart Tech Pyrolytic oven
- › WiFi connectivity
- › CapleTouch+ TFT Touch control
- › MotionHeat+ technology
- › **A energy**
- › Airfry tray [AIRFRY2] included
- › 23 functions, 67 litre capacity
- › 2 Sets of full extension telescopic shelves
- › Fuse rating 16A, rated load 3.57kW




**C2601GM** Ref: 126500

- › **Gunmetal** Smart Tech Pyrolytic oven
- › WiFi connectivity
- › CapleTouch+ TFT Touch control
- › MotionHeat+ technology
- › **A energy**
- › Airfry tray [AIRFRY2] included
- › 23 functions, 67 litre capacity
- › 2 Sets of full extension telescopic shelves
- › Fuse rating 16A, rated load 3.57kW




**C2601BS** Ref: 127800

- › **Black Steel** Smart Tech Pyrolytic oven
- › WiFi connectivity
- › CapleTouch+ TFT Touch control
- › MotionHeat+ technology
- › **A energy**
- › Airfry tray [AIRFRY2] included
- › 23 functions, 67 litre capacity
- › 2 Sets of full extension telescopic shelves
- › Fuse rating 16A, rated load 3.57kW




**CMS260BG** Ref: 135300

- › **Black Glass** Microwave and Steam Combination Oven
- › WiFi connectivity
- › CapleTouch+ TFT Touch control
- › Programmable timer
- › Multi-stage cooking
- › 15 functions, 40 litre capacity
- › Fuse rating 16A, rated load 3.05kW




**CMS260SS** Ref: 136800

- › **Stainless Steel** Microwave and Steam Combination Oven
- › WiFi connectivity
- › CapleTouch+ TFT Touch control
- › Programmable timer
- › Multi-stage cooking
- › 15 functions, 40 litre capacity
- › Fuse rating 16A, rated load 3.05kW




**CMS260GM** Ref: 139200

- › **Gunmetal** Microwave and Steam Combination Oven
- › WiFi connectivity
- › CapleTouch+ TFT Touch control
- › Programmable timer
- › Multi-stage cooking
- › 15 functions, 40 litre capacity
- › Fuse rating 16A, rated load 3.05kW




**CMS260BS** Ref: 139201

- › **Black Steel** Microwave and Steam Combination Oven
- › WiFi connectivity
- › CapleTouch+ TFT Touch control
- › Programmable timer
- › Multi-stage cooking
- › 15 functions, 40 litre capacity
- › Fuse rating 16A, rated load 3.05kW




**WD140BG** Ref: 043800

- › **Black Glass** Warming Drawer
- › Height 140mm / 25kg capacity
- › 30°C - 75°C




**WD140SS** Ref: 048001

- › **Stainless Steel** Warming Drawer
- › Height 140mm / 25kg capacity
- › 30°C - 75°C



**WD140GM** Ref: 048700

- › **Gunmetal** Warming Drawer
- › Height 140mm / 25kg capacity
- › 30°C - 75°C



**WD140BS** Ref: 048701

- › **Black Steel** Warming Drawer
- › Height 140mm / 25kg capacity
- › 30°C - 75°C

## INDUCTION HOBS



**C8400i** Ref: 051900

- › 590mm width
- › **Dial controls**
- › Frameless
- › 4 zones
- › 4 boosters



**C8410i** Ref: 054300

- › 590mm width
- › Touch controls
- › Frameless
- › Easy Fit fixing clips
- › 4 zones
- › 4 boosters



**C845i** Ref: 057200

- › 590mm width
- › Touch controls
- › Frameless
- › 4 zones
- › 4 boosters
- › Fuse rating 25A
- › Rated load 7.2kW



**C848i** Ref: 064100

- › 590mm width
- › Slider touch controls
- › Frameless
- › Easy Fit fixing clips
- › 4 zones
- › 4 boosters





**C8641i** Ref: 066300

- › 770mm width
- › Slider touch controls
- › Frameless
- › 4 zones
- › 4 boosters
- › Fuse rating 25A
- › Rated load 7.4kW




**C8641iGM** Ref: 078300

- › Gunmetal hob
- › 770mm width
- › Slider touch controls
- › Frameless
- › 4 zones
- › 4 boosters
- › Fuse rating 25A
- › Rated load 8.7kW




**C901i** Ref: 151900

- › 880mm width
- › Slider touch controls
- › Frameless
- › 5 zones
- › 5 boosters
- › Fuse rating 25A
- › Rated load 7.4kW




**C990i** Ref: 472200

- › **Sense Premium** Full surface, zoneless induction hob
- › 920mm width
- › Smart pan detection
- › Automatic pan move
- › Touch control with full colour TFT screen
- › 21 Power levels, 6 Boosters
- › Fuse rating 40A
- › Rated load 11.1kW



**PANSET** Ref: 021200


- › 4 Piece induction hob pan set



**iGRIDDLE3** Ref: 007200


- › Cast iron induction hob griddle for induction hobs
- › Dishwasher safe

## CERAMIC HOBS



**C809C** Ref: 036200

- › 590mm width
- › Metal dial controls
- › Frameless
- › 4 zones
- › Fuse rating 25A, rated load 6.6kW
- › Black dials available [CKNOB5BK]



**C817C** Ref: 048400


- › 590mm width
- › Touch controls
- › Frameless
- › 4 zones
- › Fuse rating 25A, rated load 6.6kW



# Plasma

## INTRODUCING OUR ADVANCED FILTER

This compact powerhouse not only rids odours with plasma but also tackles fine dust and contaminants using cutting-edge electrostatic discharge [ESD] technology all combined in one filter, making it one of a kind and worldwide patented.

 Compatible with Caple Plasma filters



### PLASMA EXPLAINED

Scan to watch the installation process and uncover the functionality of these advanced filters.



**GUC1223** Ref: 081000

- › For hoods with extraction rate up to 1000m<sup>3</sup>/h
- › Filter technology: Plasma and ESD
- › Inlet diameter: ø150mm [also includes 120mm adaptor]
- › Power consumption: 8Wh
- › Weight: 1,95kg
- › Dimensions: ø165 x 282mm
- › Lifespan: 10/15 years
- › Warranty: 2 years [extended to 5 years if registered]



**GUC1323** Ref: 092100

- › For hoods with extraction rate up to 1000m<sup>3</sup>/h
- › Filter technology: Plasma and ESD
- › Inlet diameter: 220 x 90 mm
- › Power consumption: 8Wh
- › Weight: 2,35kg
- › Measurements: 310 x 90mm
- › Lifespan: 10/15 years
- › Warranty: 2 years [extended to 5 years if registered]



**ART020** Ref: 003300

- › 90 degree elbow adaptor for the GUC1323
- › Designed to further reduce the installation gap

## INDUCTION DOWNDRAFTS

 Compatible with Caple Plasma filters – see page 38



**DD780BK** Ref: 147500

- › Black Glass with Stainless Steel extractor grille
- › Plinth motor included
- › 780mm width
- › Touch control
- › 4 induction zones
- › 4 boosters
- › **A energy**
- › Recirculation kit CAP81CF included
- › Optional plasma filter GUC1323



**DD782BK** Ref: 156700

- › Black Glass with Black extractor grille
- › Motor included
- › 780mm width
- › Touch control
- › 4 induction zones
- › 4 boosters
- › **A+ energy**
- › Ducting kit included [charcoal filter not included]
- › Charcoal filter CAP89CF
- › Optional plasma filter GUC1323



**DD610BK** Ref: 303500

- › Black Glass with Black extractor grille
- › Integrated motor included
- › 600mm width
- › Slider touch control
- › 4 induction zones
- › 4 boosters
- › **B energy**
- › Recirculation kit CAP83CF
- › Ducting kit KIT/960W for use with recirculation kit
- › Additional replacement charcoal filter CAP84CF
- › Optional plasma filter GUC1323



**DD810BK** Ref: 323100

- › Black Glass with Stainless Steel extractor grille
- › Integrated motor included
- › 800mm width
- › Slider touch control
- › 4 induction zones
- › 4 boosters
- › **A+ energy**
- › Recirculation kit CAP83CF
- › Ducting kit KIT/960W for use with recirculation kit
- › Additional replacement charcoal filter CAP84CF
- › Optional plasma filter GUC1323



**DD820BK** Ref: 352400

- › Black Glass with Black extractor grille
- › Plinth motor included
- › 800mm width
- › Slider touch control
- › 4 induction zones
- › 4 boosters
- › **A energy**
- › Recirculation kit CAP83CF
- › Ducting kit KIT/961W for use with recirculation kit
- › Additional replacement charcoal filter CAP84CF
- › Optional plasma filter GUC1323



**PANSETDD** Ref: 029400

- › 4 Piece downdraft Induction hob pan set
- › Designed for peak performance, these pan sets excel on induction hobs due to their encapsulated base but work with any hob type. With smart steam extraction, easy draining, and dishwasher-safe convenience, they offer precision cooking and effortless cleanup.

## PLASMA

All Induction Downdrafts are compatible with Caple Plasma filter GUC1323. See page 38 for more information.



**GUC1323** Ref: 092100

- › For hoods with extraction rate up to 1000m<sup>3</sup>/h



**ART020** Ref: 003300

- › 90 degree elbow adaptor





**C706G** Ref: 024900

- › 580mm Gas Hob
- › Enamelled pan supports
- › Flame safety device
- › 4 burners - including 1 triple ring burner
- › Fuse rating 3A



**C744G** Ref: 040100

- › 580mm Gas Hob
- › Cast iron pan supports
- › Flame safety device
- › 4 burners
- › Fuse rating 3A
- › Black dials available [CKNOB5BK x2]



**C750G** Ref: 031200

- › 590mm Gas Hob
- › Cast iron pan supports
- › Flame safety device
- › 4 burners
- › Fuse rating 3A
- › Rated load 7.5kW



**C886G** Ref: 042300

- › 586mm Gas Hob
- › Black glass with gunmetal control panel
- › Cast iron pan supports
- › Flame safety device
- › 4 burners
- › Fuse rating 3A
- › Rated load 7.66kW



**C7561G** Ref: 049700

- › 591mm Gas Hob
- › Dial controls
- › Cast iron magnetic pan supports
- › Flame safety device
- › Black dials available [CKNOB5BK x2]
- › 4 burners
- › Fuse rating 3A



**C786G** Ref: 049800

- › 584mm Gas Hob
- › Cast iron pan supports
- › Flame safety device
- › 4 burners
- › Fuse rating 3A



**C768G** Ref: 034200

- › 750mm Gas Hob
- › Cast iron pan supports
- › Flame safety device
- › 5 burners
- › Fuse rating 3A



**C887G** Ref: 046700

- › 700mm Gas Hob
- › Black glass with gunmetal control panel
- › Cast iron pan supports
- › Flame safety device
- › 5 burners
- › Fuse rating 3A
- › Rated load 10.06kW



**C7571G** Ref: 063300

- › 760mm Gas Hob
- › Dial controls
- › Cast iron magnetic pan supports
- › Flame safety device
- › Black dials available [CKNOB5BK x3]
- › 5 burners
- › Fuse rating 3A



**C787G** Ref: 055400

- › 700mm Gas Hob
- › Cast iron pan supports
- › Flame safety device
- › 5 burners
- › Fuse rating 3A



**C775G** Ref: 036700

- › 860mm Gas Hob
- › Dial controls
- › Cast iron pan supports
- › Flame safety device
- › 5 burners
- › Fuse rating 3A



**C889G** Ref: 051300

- › 876mm Gas Hob
- › Black glass with gunmetal control panel
- › Cast iron pan supports
- › Flame safety device
- › 5 burners
- › Fuse rating 3A
- › Rated load 10.06kW



**C7591G** Ref: 067200

- › 860mm Gas Hob
- › Dial controls
- › Cast iron magnetic pan supports
- › Flame safety device
- › Black dials available [CKNOB5BK]
- › 5 burners
- › Fuse rating 3A



**C789G** Ref: 057400

- › 874mm Gas Hob
- › Cast iron pan supports
- › Flame safety device
- › 5 burners
- › Fuse rating 3A

WALL CHIMNEY HOODS

Compatible with Caple Plasma filters – see page 38



**AH600BK** Ref: 018600

- › 600mm width
- › Black Painted Steel
- › Push button controls
- › **C energy**
- › 280m3/h
- › For use in 3m x 3m kitchens
- › Recirculation kit CAP60CF
- › Plasma Filter GUC1223



**CCH601SS** Ref: 020300

**CCH601BK** Ref: 020301

- › 600mm width
- › Stainless Steel [CCH601SS - shown]
- › Black [CCH601BK]
- › Push button controls
- › **C energy**
- › 305m3/h
- › Recirculation kit CAP60CF
- › Plasma Filter GUC1223



**CCH701** Ref: 024900

- › 700mm width
- › Stainless Steel
- › Push button controls
- › **C energy**
- › 305m3/h
- › Recirculation kit CAP60CF
- › Plasma Filter GUC1223



**CCH901SS** Ref: 026600

**CCH901BK** Ref: 026601

- › 900mm width
- › Stainless Steel [CCH901SS - shown]
- › Black [CCH901BK]
- › Push button controls
- › **C energy**
- › 305m3/h
- › Recirculation kit CAP60CF
- › Plasma Filter GUC1223



**BXC611** Ref: 027900

**BXC911** Ref: 035300

- › 600mm width [BXC611 - shown]
- › 900mm width [BXC911]
- › Stainless Steel
- › Touch controls
- › **C energy**
- › 456m3/h [BXC611]
- › 571m3/h [BXC911]
- › Recirculation kit CAP61CF
- › Plasma Filter GUC1223



**CGC611SS** Ref: 029000

**CGC611BK** Ref: 029001

- › 600mm width
- › Stainless Steel and Glass [CGC611SS]
- › Black and Glass [CGC611BK - shown]
- › Push button controls
- › **C energy** / 456m3/h
- › Recirculation kit CAP75CF
- › Plasma Filter GUC1223



**CGC711SS** Ref: 031400

**CGC711BK** Ref: 031401

- › 700mm width
- › Stainless Steel and Glass [CGC711SS - shown]
- › Black and Glass [CGC711BK]
- › Push button controls
- › **C energy** / 456m3/h
- › Recirculation kit CAP75CF
- › Plasma Filter GUC1223



**CGC911SS** Ref: 034000

**CGC911BK** Ref: 034001


- › 900mm width
- › Stainless Steel and Glass [CGC911SS]
- › Black and Glass [CGC911BK - shown]
- › Push button controls
- › **C energy** / 456m3/h
- › Recirculation kit CAP75CF
- › Plasma Filter GUC1223



**OM600** Ref: 030500

**OM900** Ref: 035400

- › 600mm width [OM600 - shown]
- › 900mm width [OM900]
- › Black Glass
- › Illuminated LED touch controls
- › **C energy** / 456m3/h
- › Recirculation kit CAP60CF
- › Plasma Filter GUC1223



**ZEL900** Ref: 060600

**ZEL900GM** Ref: 065500

- › 900mm width
- › Aluminium with Black Glass [ZEL900]
- › Gunmetal with Black Glass [ZEL900GM - shown]
- › Illuminated LED touch controls
- › **A energy** / 612m3/h
- › Recirculation kit CAP61CF
- › Plasma Filter GUC1223



**FGC621** Ref: 039500

- › 600mm width
- › Stainless Steel and Glass
- › Touch controls
- › **B energy** / 654m3/h
- › Recirculation kit CAP61CF
- › Plasma Filter GUC1223



**FGC721** Ref: 041200

- › 700mm width
- › Stainless Steel and Glass
- › Touch controls
- › **B energy** / 654m3/h
- › Recirculation kit CAP61CF
- › Plasma Filter GUC1223



**FGC920** Ref: 041400

- › 900mm width
- › Stainless Steel and Glass
- › Push button controls
- › **D energy** / 580m3/h
- › Recirculation kit CAP61CF
- › Plasma Filter GUC1223



**SP612SS** Ref: 046200

- › 600mm width
- › Stainless Steel and Glass
- › Touch controls
- › **A energy** / 612m3/h
- › Recirculation kit CAP61CF
- › Plasma Filter GUC1223



**SP612BK** Ref: 046201

- › 600mm width
- › Black and Black Glass
- › Touch controls
- › **A energy** / 612m3/h
- › Recirculation kit CAP61CF
- › Plasma Filter GUC1223



**SP912SS** Ref: 048400

- › 900mm width
- › Stainless Steel and Glass
- › Touch controls
- › **A energy** / 612m3/h
- › Recirculation kit CAP61CF
- › Plasma Filter GUC1223



**SP913BK** Ref: 048400

- › 900mm width
- › Black and Black Glass
- › Touch controls
- › **A++ energy** / 644m3/h
- › Recirculation kit CAP61CF
- › Plasma Filter GUC1223




**ZC622** Ref: 047400

- › 600mm width
- › Stainless Steel and Black Glass
- › Illuminated touch controls
- › **B energy** / 570m3/h
- › Recirculation kit CAP61CF
- › Plasma Filter GUC1223



**ZC922** Ref: 055200

- › 900mm width
- › Stainless Steel and Black Glass
- › Illuminated touch controls
- › **B energy** / 587m3/h
- › Recirculation kit CAP61CF
- › Plasma Filter GUC1223



**ATA901** Ref: 046700

- › 900mm width
- › Black Glass
- › Illuminated LED touch controls
- › **A energy** / 612m3/h
- › Recirculation kit CAP61CF
- › Plasma Filter GUC1223



ISLAND HOODS

Compatible with Caple Plasma filters – see page 38



**BXi911** Ref: 071800

- › 900mm width
- › Stainless Steel
- › Touch controls
- › **D energy**
- › 605m3/h
- › Recirculation kit CAP61CF
- › Plasma Filter GUC1223



**CGi921** Ref: 074600

- › 900mm width
- › Stainless Steel and Glass
- › Touch controls
- › **A energy**
- › 617m3/h
- › Recirculation kit CAP61CF
- › Plasma Filter GUC1223



**Zi923** Ref: 088100

- › 900mm width
- › Stainless steel and Black Glass
- › Large LED light panel
- › Illuminated LED touch controls
- › **A+ energy**
- › 623m3/h
- › Recirculation kit CAP61CF
- › Plasma Filter GUC1223



**INCH** Ref: 016600

- › 600mm width
- › Slider controls
- › **C energy**
- › 285m3/h
- › Furniture door is not included
- › Adjustable extraction outlet
- › Recirculation kit CAP73CF
- › Plasma Filter GUC1223

BUILT-UNDER HOODS

Compatible with Caple Plasma filters – see page 38



**BUCH** Ref: 017500

- › 520mm width
- › Stainless Steel
- › Slider controls
- › **C energy**
- › 286m3/h
- › Recirculation kit CAP73CF
- › Plasma Filter GUC1223



**BUCH75** Ref: 023800

- › 750mm width
- › Stainless Steel
- › Slider controls
- › **D energy**
- › 426m3/h
- › Recirculation kit CAP85CF



**TSCi601** Ref: 024900

- › Telescopic hood
- › 600mm width
- › Stainless Steel / Grey
- › Dual switch controls
- › **C energy**
- › 291m3/h
- › Recirculation kit CAP60CF
- › Plasma Filter GUC1223



**TSCi901** Ref: 030600

- › Telescopic hood
- › 900mm width
- › Stainless Steel / Grey
- › Dual switch controls
- › **C energy**
- › 291m3/h
- › Recirculation kit CAP60CF
- › Plasma Filter GUC1223



**BU526BK** Ref: 042800

- › 520mm width
- › Black Glass
- › Touch controls
- › **A++ energy**
- › 455m3/h
- › Recirculation kit CAP61CF
- › Plasma Filter GUC1223



**BU525SS** Ref: 029400

- › 520mm width
- › Stainless Steel
- › Electronic push controls
- › **A++ energy**
- › 501m3/h
- › Recirculation kit CAP61CF
- › Plasma Filter GUC1223



**BU756BK** Ref: 047100

- › 750mm width
- › Black Glass
- › Touch controls
- › **A++ energy**
- › 590m3/h
- › Recirculation kit CAP61CF
- › Plasma Filter GUC1223



**BU755SS** Ref: 034900

- › 750mm width
- › Stainless Steel
- › Electronic push controls
- › **A++ energy**
- › 609m3/h
- › Recirculation kit CAP61CF
- › Plasma Filter GUC1223

VENTING KITS

**C202-6W** Ref: 005800

- › 150mm venting kit
- › 1 metre flexible venting kit

**C2653WGL** Ref: 020300

- › 150mm venting kit
- › Highly efficient
- › For hoods with extraction over 500m3/h
- › 3 metre venting kit

RECIRCULATION KITS

**CAP60CF** Ref: 002100

**CAP61CF** Ref: 002101

**CAP73CF** Ref: 002800

**CAP75CF** Ref: 001900

**CAP81CF** Ref: 009200

**CAP83CF** Ref: 018600

**CAP84CF** Ref: 009000

**CAP85CF** Ref: 002700

**CAP89CF** Ref: 006000



SPLASHBACKS

**TSBCURVE600BK** Ref: 019900

**TSBCURVE700BK** Ref: 021200

**TSBCURVE900BK** Ref: 026200

**TSBCURVE600PT** Ref: 019900

**TSBCURVE700PT** Ref: 021200

**TSBCURVE900PT** Ref: 026200

**TSBCURVE900PT** Ref: 026200

**TSBCURVE900PT** Ref: 026200

**TSBCURVE900PT** Ref: 026200

**TSBCURVE900PT** Ref: 026200

- › Available in 595mm, 695mm and 895mm widths
- › H 750mm [at highest point]
- › Curved profile to suit Caple CGC611 / 711 / 911

**TSBCURVE900PT** Ref: 026200

**TSBCURVE900PT** Ref: 026200

**TSBCURVE900PT** Ref: 026200

**TSBCURVE900PT** Ref: 026200

**TSBCURVE900PT** Ref: 026200

**TSBCURVE900PT** Ref: 026200

**TSBCURVE900PT** Ref: 026200

**TSBCURVE900PT** Ref: 026200

**TSBCURVE900PT** Ref: 026200

**TSBCURVE900PT** Ref: 026200

**TSBCURVE900PT** Ref: 026200

**TSBCURVE900PT** Ref: 026200

**TSBCURVE900PT** Ref: 026200

**TSBCURVE900PT** Ref: 026200

**TSBCURVE900PT** Ref: 026200

**TSBCURVE900PT** Ref: 026200

**TSBCURVE900PT** Ref: 026200

**TSBCURVE900PT** Ref: 026200

**TSBCURVE900PT** Ref: 026200

**TSBCURVE900PT** Ref: 026200

**TSBCURVE900PT** Ref: 026200

**TSBCURVE900PT** Ref: 026200

**TSBCURVE900PT** Ref: 026200

**TSBCURVE900PT** Ref: 026200

**TSBCURVE900PT** Ref: 026200

**TSBCURVE900PT** Ref: 026200

**TSBCURVE900PT** Ref: 026200

**TSBCURVE900PT** Ref: 026200

**TSBCURVE900PT** Ref: 026200

**TSBCURVE900PT** Ref: 026200

**TSBCURVE900PT** Ref: 026200

**TSBCURVE900PT** Ref: 026200

**TSBCURVE900PT** Ref: 026200

**TSBCURVE900PT** Ref: 026200

**TSBCURVE900PT** Ref: 026200

**TSBCURVE900PT** Ref: 026200

**TSBCURVE900PT** Ref: 026200

**TSBCURVE900PT** Ref: 026200

**TSBCURVE900PT** Ref: 026200

**TSBCURVE900PT** Ref: 026200

**TSBCURVE900PT** Ref: 026200

**TSBCURVE900PT** Ref: 026200

**TSBCURVE900PT** Ref: 026200

**TSBCURVE900PT** Ref: 026200

**TSBCURVE900PT** Ref: 026200

**TSBCURVE900PT** Ref: 026200

**TSBCURVE900PT** Ref: 026200

**TSBCURVE900PT** Ref: 026200

**TSBCURVE900PT** Ref: 026200

**TSBCURVE900PT** Ref: 026200

**TSBCURVE900PT** Ref: 026200

**TSBCURVE900PT** Ref: 026200

**TSBCURVE900PT** Ref: 026200

**TSBCURVE900PT** Ref: 026200

**TSBCURVE900PT** Ref: 026200

**TSBCURVE900PT** Ref: 026200

**TSBCURVE900PT** Ref: 026200

**TSBCURVE900PT** Ref: 026200

**TSBCURVE900PT** Ref: 026200

**TSBCURVE900PT** Ref: 026200

**TSBCURVE900PT** Ref: 026200

**TSBCURVE900PT** Ref: 026200

**TSBCURVE900PT** Ref: 026200

**TSBCURVE900PT** Ref: 026200

**TSBCURVE900PT** Ref: 026200

**TSBCURVE900PT** Ref: 026200

**TSBCURVE900PT** Ref: 026200

**TSBCURVE900PT** Ref: 026200

**TSBCURVE900PT** Ref: 026200

**TSBCURVE900PT** Ref: 026200

**TSBCURVE900PT** Ref: 026200

**TSBCURVE900PT** Ref: 026200

**TSBCURVE900PT** Ref: 026200

**TSBCURVE900PT** Ref: 026200

**TSBCURVE900PT** Ref: 026200

**TSBCURVE900PT** Ref: 026200

**TSBCURVE900PT** Ref: 026200

**TSBCURVE900PT** Ref: 026200

**TSBCURVE900PT** Ref: 026200

**TSBCURVE900PT** Ref: 026200

**TSBCURVE900PT** Ref: 026200

**TSBCURVE900PT** Ref: 026200

**TSBCURVE900PT** Ref: 026200

**TSBCURVE900PT** Ref: 026200

**TSBCURVE900PT** Ref: 026200

**TSBCURVE900PT** Ref: 026200

**TSBCURVE900PT** Ref: 026200

**TSBCURVE900PT** Ref: 026200

**TSBCURVE900PT** Ref: 026200

**TSBCURVE900PT** Ref: 026200

**TSBCURVE900PT** Ref: 026200

**TSBCURVE900PT** Ref: 026200

**TSBCURVE900PT** Ref: 026200

**TSBCURVE900PT** Ref: 026200

**TSBCURVE900PT** Ref: 026200

**TSBCURVE900PT** Ref: 026200

**TSBCURVE900PT** Ref: 026200

**TSBCURVE900PT** Ref: 026200

**TSBCURVE900PT** Ref: 026200

**TSBCURVE900PT** Ref: 026200

**TSBCURVE900PT** Ref: 026200

**TSBCURVE900PT** Ref: 026200

**TSBCURVE900PT** Ref: 026200

**TSBCURVE900PT** Ref: 026200

**TSBCURVE900PT** Ref: 026200

**TSBCURVE900PT** Ref: 026200

**TSBCURVE900PT** Ref: 026200

**TSBCURVE900PT** Ref: 026200

**TSBCURVE900PT** Ref: 026200

**TSBCURVE900PT** Ref: 026200

**TSBCURVE900PT** Ref: 026200

**TSBCURVE900PT** Ref: 026200

**TSBCURVE900PT** Ref: 026200

**TSBCURVE900PT** Ref: 026200

**TSBCURVE900PT** Ref: 026200

**TSBCURVE900PT** Ref: 026200

**TSBCURVE900PT** Ref: 026200

**TSBCURVE900PT** Ref: 026200

**TSBCURVE900PT** Ref: 026200

**TSBCURVE900PT** Ref: 026200

**TSBCURVE900PT** Ref: 026200

**TSBCURVE900PT** Ref: 026200

**TSBCURVE900PT** Ref: 026200

**TSBCURVE900PT** Ref: 026200

**TSBCURVE900PT** Ref: 026200

**TSBCURVE900PT** Ref: 026200

**TSBCURVE900PT** Ref: 026200

**TSBCURVE900PT** Ref: 026200

**TSBCURVE900PT** Ref: 026200

**TSBCURVE900PT** Ref: 026200

**TSBCURVE900PT** Ref: 026200

**TSBCURVE900PT** Ref: 026200

**TSBCURVE900PT** Ref: 026200

**TSBCURVE900PT** Ref: 026200

**TSBCURVE900PT** Ref: 026200

**TSBCURVE900PT** Ref: 026200

**TSBCURVE900PT** Ref: 026200

**TSBCURVE900PT** Ref: 026200

**TSBCURVE900PT** Ref: 026200

**TSBCURVE900PT** Ref: 026200

**TSBCURVE900PT** Ref: 026200

**TSBCURVE900PT** Ref: 026200

**TSBCURVE900PT** Ref: 026200

**TSBCURVE900PT** Ref: 026200

**TSBCURVE900PT** Ref: 026200

**TSBCURVE900PT** Ref: 026200

**TSBCURVE900PT** Ref: 026200

**TSBCURVE900PT** Ref: 026200





## INTEGRATED REFRIGERATION



**Ri5508** Ref: 094500

- › 50/50 Frost-free Fridge Freezer
- › 1770mm height
- › **E energy**
- › Electronic controls
- › Caple Fresh technology
- › Deluxe steel trimmed interior
- › Glass shelves
- › 145 / 85 litre capacity



**Ri7308** Ref: 096700

- › 70/30 Frost-free Fridge Freezer
- › 1770mm height
- › **E energy**
- › Electronic controls
- › Caple Fresh technology
- › Deluxe steel trimmed interior
- › Glass shelves
- › 180 / 63 litre capacity



**RiL1796** Ref: 102100

- › Larder Fridge
- › 1770mm height
- › **E energy**
- › Deluxe steel trimmed interior
- › Caple Fresh technology
- › Top and side LED strip lights
- › Glass shelves
- › 294 litre capacity



**RiF1797** Ref: 104100

- › Frost-free Freezer
- › 1770mm height
- › **E energy**
- › Top LED strip light
- › Ice cube maker
- › Electronic controls
- › 197 litre capacity



**Ri7321** Ref: 118500

- › 70/30 Frost-free Fridge Freezer
- › 1770mm height
- › **E energy**
- › Touch controls
- › Caple Fresh technology
- › Deluxe steel trimmed interior
- › Glass shelves
- › 180 / 63 litre capacity



**Ri5520** Ref: 116500

- › 50/50 Frost-free Fridge Freezer
- › 1770mm height
- › **E energy**
- › Touch controls
- › Caple Fresh technology
- › Deluxe steel trimmed interior
- › Glass shelves
- › 145 / 85 litre capacity



**RiL1800** Ref: 119800

- › Larder Fridge
- › 1770mm height
- › **E energy**
- › Door on door installation
- › Touch controls
- › Caple Fresh technology
- › Top and side LED strip lights
- › Deluxe steel trimmed interior
- › 294 litre capacity



**RiF1801** Ref: 122600

- › Frost-free Freezer
- › 1770mm height
- › **E energy**
- › Door on door installation
- › Touch controls
- › Ice cube maker
- › Deluxe steel trimmed interior
- › 197 litre capacity

## UNDERCOUNTER WINE CABINETS



**Wi159** Ref: 039300

- › Undercounter Wine Cabinet
- › 145mm width
- › **G energy**
- › 1 piece Stainless Steel door
- › Square handle
- › 1 zone 5°C - 18°C
- › Electronic temperature control
- › White LED lighting



**Wi158BG** Ref: 043400

- › Undercounter Wine Cabinet
- › 145mm width
- › **G energy**
- › Black Glass door
- › Square handle
- › 1 zone 5°C - 18°C
- › Electronic temperature control
- › White LED lighting



**Wi3125** Ref: 065000

- › Undercounter Wine Cabinet
- › 295mm width
- › **F energy**
- › 1 piece Stainless Steel door
- › Square handle
- › 1 zone 5°C - 18°C
- › Touch control, White LED lighting
- › Adjustable height



**Wi3125GM** Ref: 071600

- › Undercounter Wine Cabinet
- › 295mm width
- › **F energy**
- › 1 piece Gunmetal door
- › Square handle
- › 1 zone 5°C - 18°C
- › Touch control, White LED lighting
- › Adjustable height



**Wi3126BG** Ref: 076400

- › Undercounter Wine Cabinet
- › 295mm width
- › **F energy**
- › Black Glass door
- › Black square handle
- › 1 zone 5°C - 18°C
- › Touch control, White LED lighting
- › Adjustable height



**Wi6142** Ref: 101000

- › Undercounter Wine Cabinet
- › 595mm width
- › **G energy**
- › 1 piece Stainless Steel door
- › Square handle
- › 1 zone 5°C - 18°C
- › Touch control, White LED lighting
- › Adjustable height



**Wi6143BG** Ref: 111000

- › Undercounter Wine Cabinet
- › 595mm width
- › **G energy**
- › Black Glass door
- › Black square handle
- › 1 zone 5°C - 18°C
- › Touch control, White LED lighting
- › Adjustable height



**Wi6135** Ref: 120400

- › Undercounter Wine Cabinet
- › 595mm width
- › **G energy**
- › 1 piece Stainless Steel door, square handle
- › 2 zones 5°C - 10°C and 10°C - 18°C
- › Touch control, White LED lighting
- › Adjustable height



**Wi6136BG** Ref: 126500

- › Undercounter Wine Cabinet
- › 595mm width
- › **G energy**
- › Black Glass door
- › Black square handle
- › 2 zones 5°C - 10°C and 10°C - 18°C
- › Touch control, White LED lighting
- › Adjustable height



**Wi6135GM** Ref: 129000

- › Undercounter Wine Cabinet
- › 595mm width
- › **G energy**
- › Gunmetal door
- › Black square handle
- › 2 zones 5°C - 10°C and 10°C - 18°C
- › Touch control, White LED lighting
- › Adjustable height to fit



**Wi6234** Ref: 141000

- › Undercounter Wine Cabinet
- › 595mm width
- › **G energy**
- › Stainless Steel doors
- › Square handles
- › 2 side-by-side zones 5°C - 18°C
- › Touch control, White LED lighting
- › Adjustable height
- › Glass shelf kit available GSHELFPACK/300 - shown



**Wi6235BG** Ref: 156000

- › Undercounter Wine Cabinet
- › 595mm width
- › **G energy**
- › Black Glass doors
- › Black square handles
- › 2 side-by-side zones 5°C - 18°C
- › Touch control, White LED lighting
- › Adjustable height
- › Glass shelf kit available GSHELFPACK/300 - shown



SENSE PREMIUM WINE CABINETS



- Wi3150Ref: 083300
- › **Sense Premium** Undercounter Single Zone Wine Cabinet
  - › 295mm width
  - › **F energy**
  - › Stainless Steel door
  - › Square handle
  - › 1 zone 5°C - 18°C
  - › Touch control
  - › White LED lighting
  - › Telescopic shelves
  - › 4 programmes
  - › 4 light functions
  - › Charcoal filter
  - › Adjustable height



- Wi6150Ref: 139200
- › **Sense Premium** Undercounter Dual Zone Wine Cabinet
  - › 595mm width
  - › **F energy**
  - › Stainless Steel door
  - › Square handle
  - › 2 zones 5°C - 10°C and 10° - 18°C
  - › Touch control
  - › White LED lighting
  - › Telescopic shelves
  - › 4 programmes
  - › 4 light functions
  - › Charcoal filter
  - › Adjustable height

IN-COLUMN WINE CABINETS



- WC6401Ref: 099700
- › In-column Wine Cabinet
  - › 455mm height
  - › **F energy**
  - › Stainless Steel door
  - › Stainless Steel square handle
  - › Single zone 5°C - 18°C
  - › Touch control
  - › White LED lighting



- WC6411BGRef: 108000
- › In-column Wine Cabinet
  - › 455mm height
  - › **F energy**
  - › Black Glass door
  - › Black square handle
  - › Single zone 5°C - 18°C
  - › Touch control
  - › White LED lighting



- WC6511Ref: 148200
- › In-column Wine Cabinet
  - › 886mm height
  - › **G energy**
  - › Stainless Steel door
  - › Square handle
  - › 2 zones 5°C - 10°C and 10°C - 18°C
  - › Touch control
  - › White LED lighting



- WC6521BGRef: 148201
- › In-column Wine Cabinet
  - › 886mm height
  - › **G energy**
  - › Black Glass door
  - › Black square handle
  - › 2 zones 5°C - 10°C and 10°C - 18°C
  - › Touch control
  - › White LED lighting



- WC6100SSRef: 119800
- › In-column Wine Cabinet
  - › 600mm height
  - › **G energy**
  - › Stainless Steel door
  - › Square handle
  - › 1 zone 5°C - 18°C
  - › Electronic temperature control
  - › White LED lighting
  - › Soft open and close



- WC6100BGRef: 118300
- › In-column Wine Cabinet
  - › 600mm height
  - › **G energy**
  - › Black Glass door
  - › Black square handle
  - › 1 zone 5°C - 18°C
  - › Electronic temperature control
  - › White LED lighting
  - › Soft open and close



- WC6100GMRef: 121800
- › In-column Wine Cabinet
  - › 600mm height
  - › **G energy**
  - › Gunmetal door
  - › Square handle
  - › 1 zone 5°C - 18°C
  - › Electronic temperature control
  - › White LED lighting
  - › Soft open and close



- WC6100BSRef: 121801
- › In-column Wine Cabinet
  - › 600mm height
  - › **G energy**
  - › Black Steel door
  - › Black square handle
  - › 1 zone 5°C - 18°C
  - › Electronic temperature control
  - › White LED lighting
  - › Soft open and close

DISHWASHERS



- Di482Ref: 063700
- › 45cm Dishwasher
  - › 5 Programmes
  - › Auto door open
  - › **Energy D, Noise C**
  - › 9 place settings
  - › 49 dB[A]
  - › Water consumption per cycle [economy] 9 litres
  - › Cutlery basket



- Di633Ref: 061500
- › 60cm Dishwasher
  - › 6 Programmes
  - › Auto door open
  - › **Energy D, Noise C**
  - › 14 place settings
  - › 47 dB[A]
  - › Water consumption per cycle [economy] 11 litres
  - › Cutlery basket



- Di642Ref: 078800
- › 60cm Dishwasher
  - › Auto door open
  - › 7 Programmes
  - › **Energy D, Noise C**
  - › 14 place settings
  - › 47 dB[A]
  - › Water consumption per cycle [economy] 11 litres
  - › Cutlery tray



- Di655Ref: 105200
- › 60cm Dishwasher
  - › Sliding furniture door system
  - › 360° degree spinning arm
  - › 8 Programmes
  - › **Energy B, Noise B**
  - › Auto door open
  - › 14 place settings
  - › 42 dB[A]
  - › Water consumption per cycle [economy] 9.8 litres
  - › Cutlery tray

LAUNDRY



- WMF1100Ref: 064400
- › Freestanding Washing machine
  - › 1400rpm
  - › 10kg wash
  - › 15 programmes
  - › **Energy A, Spin B, Noise B**



- TDF1100Ref: 070000
- › Freestanding Heat Pump Tumble Dryer
  - › Sensor dry
  - › 10kg
  - › 15 programmes
  - › **Energy A++**



- WMi3100Ref: 077400
- › Integrated Washing Machine
  - › 1400rpm
  - › 8kg
  - › 15 programmes
  - › **Energy A, Spin B, Noise B**
  - › Touch control LED display
  - › Anti-overflow protection



- WMi4001Ref: 109500
- › Integrated Washing Machine
  - › 1400rpm
  - › 9kg
  - › 15 programmes
  - › **Energy A, Spin B, Noise B**
  - › Anti-overflow protection



- WDi3310Ref: 099500
- › Integrated Washer Dryer
  - › 1400rpm
  - › 8kg wash, 5kg dry
  - › 15 programmes
  - › **Wash A, Wash and Dry E, Spin B, Noise B**
  - › Touch control LED display



- TDi4001Ref: 115400
- › Integrated Heat Pump Tumble Dryer
  - › Sensor dry
  - › 7kg
  - › 15 programmes
  - › **Energy A+**
  - › In-door water tank



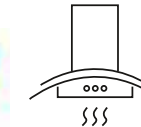
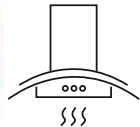
STACK SMART, SAVE SPACE

Maximise laundry space with the stacking kit, designed to securely position the freestanding dryer on top of the washing machine. The built-in sliding shelf with an anti-tipping system holds up to 15kg - perfect for loading, unloading, or folding fresh laundry. With a drawer depth of 330mm, it's a small addition that makes a big difference.



- STACKKITRef: 007200
- › For freestanding laundry appliances only





## SLIM INSTALL SINGLE OVEN



54 Litre Capacity  
Slim Depth 520  
4 functions  
Red LED display

STAINLESS STEEL  
CUL57MMSS  
Ref: 025700

BLACK  
CUL57MMBK  
Ref: 025701

## XXL SINGLE OVEN



78 Litre Capacity  
9 functions  
Rotary controls  
Red LED display  
13amp connection

STAINLESS STEEL  
UBO753SS  
Ref: 040400

BLACK  
UBO753BK  
Ref: 040401

## DOUBLE OVEN



114 Litre capacity  
overall  
Red LED display  
Rotary controls

STAINLESS STEEL  
UBDO901SS  
Ref: 060700

BLACK  
UBDO901BK  
Ref: 060701

## BUILT IN MICROWAVE



20 Litre Capacity  
700W Microwave  
800W Grill  
595W x 313D x 390H (mm)

STAINLESS STEEL  
UBMICL20SS  
Ref: 023800

BLACK  
UBMICL20BK  
Ref: 023801

## BUILT IN COMBI MICROWAVE



31 Litre Capacity  
5 Power levels  
900W Microwave  
1200 Grill  
595W x 313D x 390H (mm)

BLACK  
UB45CM31BK  
Ref: 049700

## FLEX INDUCTION HOBS WITH DOWNDRAFT

ICONFLEXDD Ref: 119800



77cm Flex Induction hob with downdraft  
9 Power Levels, 4 boost zones  
6 Fan speeds, 579 m³/hr extraction  
Fan motor pack included  
Vented: **Kitvent2** Ref: 003700  
Recirculation **ICONFKIT** Ref: 018300  
32 amp connection


ICONFLEXDDS Ref: 119801



77cm Flex Induction hob with downdraft  
9 Power Levels, 4 boost zones  
6 Fan speeds, 579 m³/hr extraction  
Fan motor pack included  
Vented: **Kitvent2** Ref: 003700  
Recirculation **ICONFKIT** Ref: 018300  
32 amp connection

## FLEX INDUCTION HOBS

ICONFLEX60F Ref: 036700



60cm Flex Induction hob  
9 Power Levels  
4 cooking zones (2x flex)  
4 Boost zones  
32amp connection

ICONFLEX90F Ref: 057000



90cm Flex Induction hob  
9 Power Levels  
5 cooking zones (2x flex)  
5 Boost zones  
40amp connection

## INDUCTION HOBS

UBINDE60MT Ref: 029400



60cm Induction Hob  
9 Power levels, 4 Cooking Zones  
2 Boost zone  
32amp connection

UBIND77F Ref: 042300



77cm Induction Hob  
9 Power levels, 4 Cooking Zones  
4 Boost zones  
32amp connection

UBIND90F Ref: 047800



90cm Induction Hob  
9 Power levels, 4 Cooking Zones  
4 Boost zones  
32amp connection



## GAS HOBS

UBGOG601BK Ref: 023800



60cm Gas on Glass Hob  
4 Cooking zones  
Cast iron pan stands

UBGHDFJ70 Ref: 025700



70cm Stainless Steel Hob  
5 Cooking zones  
Cast iron pan stands

UBGOG701BK Ref: 025701



70cm Stainless Steel Hob  
5 Cooking zones  
Cast iron pan stands

UBGOG901BK Ref: 029400



90cm Gas on Glass Hob  
5 Cooking zones  
Cast iron pan stands

## BOX CHIMNEY HOOD



Touch Control, 3 fan speeds  
Available in 60cm or 90cm  
60cm 482 m³/h max airflow  
90cm 482 m³/h max airflow  
Carbon Filter **SCF1** Ref: 001800

BLACK  
UBSBOX60BK Ref: 027500  
UBSBOX90BK Ref: 033000

A++

## BOX CHIMNEY HOOD



Touch Control, 3 fan speeds  
Available in 60cm or 90cm  
60cm 565 m³/h max airflow  
90cm 564 m³/h max airflow  
Carbon Filter **SCF1** Ref: 001800

STAINLESS STEEL  
UBSBOX60SS Ref: 027500  
UBSBOX90SS Ref: 033000

A++

## BLACK CANOPY HOOD



Touch Control, BLDC Motor  
Black available in 52cm & 70cm  
52cm 460 m³/h max airflow  
70cm 572 m³/h max airflow  
Carbon Filter **SCF1** Ref: 001800

UBSCAN52BK Ref: 014600  
UBSCAN70BK Ref: 016400

B

## SILVER CANOPY HOOD



Touch Control, BLDC Motor  
Black available in 52cm & 70cm  
52cm 316 m³/h max airflow  
70cm 324 m³/h max airflow  
Carbon Filter **ATFILT8** Ref: 001800

UBCAN52SV Ref: 014601  
UBCAN70SV Ref: 016401


B

## CHIMNEY HOODS



B

## ANGLED GLASS RUNWAY HOOD



B

Touch control, 3 Fan speeds  
Black with runway white LED  
Available in 60cm, 70cm, 90cm  
All 400 m³/h max airflow  
Filter code: **CARBFLT4** Ref: 001800

UBARUNW6 Ref: 023800  
UBARUNW7 Ref: 025700  
UBARUNW9 Ref: 027500

## ICON HOODS



A+

Hidden touch Control  
9 Fan speeds  
Black angled hood Available in 60cm, 70cm, 90cm  
60cm 70cm 90cm all with 523 m³/h max airflow  
Filter code: **TMFILT4** Ref: 001800

ICON60H Ref: 025700  
ICON80H Ref: 029400  
ICON90H Ref: 031200

CHOICE OF 5" VENTING KITS AVAILABLE - 1 METRE, CODE 15UVK Ref: 003300 & 3 METRE, CODE 35UVK Ref: 007500

The Bosch oven range



SERIES 4

Modern design with **RED** LED digital display, retractable rotary controls and easy to use functionality. Time functions made easier with a programmable timer & 3D Hot air technology to produce even temperatures across all three levels to create the perfect and consistent baking or roasting results. Supported with Eco clean for a less effort cleaning for light soiling.



MULTIFUNCTION

Built in oven with hot air steam for delicious baking results  
71 Litre capacity  
7 cooking methods  
Fast Preheating Function  
Automatic Start

2.99kw Electrical connection required



HQA534BB3B BLACK Ref: 055200  
HQA534BS3B STEEL Ref: 055201



PYROLYTIC

Built in oven with self-cleaning function and hot air steam  
71 Litre capacity  
5 cooking methods  
Fast preheating function  
Automatic Start

2.99kw Electrical connection required



HQA574BB3B BLACK Ref: 079200  
HQA574BS3B STEEL Ref: 079201



COMPACT MICROWAVE

44 Litre capacity  
15 functions  
600w, 4 power levels

3.5kw Electrical connection required

CMA583MB0B BLACK Ref: 088400  
CMA583MS0B STEEL Ref: 088401

SERIES 8

Introducing a new and innovative **digital control ring** with **colour TFT** interface and White LCD display controls. Cook like a Bosch with professional cooking assistant to help choose the correct heat settings by simply selecting the dish you are cooking. Series 8 ovens also come with an Air fry function to create the perfect Crispy potatoes. You can also take control of your oven from anywhere using the Home connect App, you can even voice control with Amazon or Alexa Assist.



MULTIFUNCTION

Built in oven with digital control ring & TFT touch display  
71 Litre capacity  
14 cooking methods  
Fast preheating function  
Soft close, drop-down door  
Bosch Assist  
Oven assistant with Voice control



3.60kw Electrical connection required

HBG7341B1B BLACK Ref: 103200



PYROLYTIC

Built in oven with digital control ring & TFT touch display  
71 Litre capacity  
14 cooking methods  
Fast preheating function  
Soft close, drop-down door  
Bosch Assist  
Oven assistant with Voice control



3.60kw Electrical connection required

HBG7741B1B BLACK Ref: 106900



PYROLYTIC

Built in oven with digital control ring & TFT touch display  
71 Litre capacity  
14 cooking methods  
Baking & Roasting sensors with tir predictions  
Soft close, drop-down door  
Bosch Assist  
Oven Assistant with Voice control



3.60kw Electrical connection required

HBG7764B1B BLACK Ref: 136400



MULTIFUNCTION

Built in double oven with 3D hot air  
Main Oven;  
71 Litre Capacity  
5 cooking methods  
Fast preheating fuction

Top Oven;  
34 Litre Capacity  
3 cooking methods  
Large and small area grill

5.99kw Electrical connection required



MBA533BB3B BLACK Ref: 106900  
MBA533BS3B STEEL Ref: 106901



MULTIFUNCTION

Built under double oven with 3D hot air  
Main Oven;  
47 Litre Capacity  
5 cooking methods  
Fast preheating fuction

Top Oven;  
34 Litre Capacity  
3 cooking methods  
Large and small area grill

5.99kw Electrical connection required



NBS533BB0B BLACK Ref: 108700  
NBS533BS0B STEEL Ref: 108701



WALL UNIT MICROWAVE

20 Litre capacity  
7 automatic programmes  
800w - 5 power levels  
382H x 594W x 317D  
600mm wall unit

BFL523MB0B BLACK Ref: 046000  
BFL523MS0B STEEL Ref: 046001



BUILT IN MICROWAVE

25 Litre capacity  
7 automatic programmes  
900w - 5 power levels  
382H x 594W x 388D  
600mm tall housing

BFL553MB0B BLACK Ref: 055200  
BFL553MS0B STEEL Ref: 062600

WARMING DRAWER

Maximum load - 14 plates, Push pull mechanism  
Low cooking function  
140H x 594W x 548D



BIC510NS0B STEEL Ref: 051500

PROMOTIONAL FAN OVEN



Available in  
BLACK - HHF113BA0B Ref: 041500  
STEEL - HHF113BR0B Ref: 041501

Built in oven with 3D hot air  
66 Litre capacity  
4 cooking methods  
Child safety lock  
13amp Plug included



BUILT IN MICROWAVE

21 Litre Capacity  
Quick Start maximum power 30 seconds  
Cleaning Assistance



2.99kw Electrical connection required

BFL7221B1B BLACK Ref: 101400



BUILT IN MICROWAVE

36 Litre Capacity  
1000W, 5 power levels  
Boost Function  
Claening Assistance



2.99kw Electrical connection required

CEG732XB1B BLACK Ref: 125400



PYROLYTIC MICROWAVE

45 Litre capacity  
16 functions  
900w, 5 power levels



2.99kw Electrical connection required

CMG7241B1B BLACK Ref: 143600

WARMING DRAWER

Maximum load - 14 plates  
Push pull mechanism  
Low cooking function  
140H x 594W x 548D



**GAS HOB**



**Stainless steel gas hob with side-mounted controls**

Cast-iron finish pan supports  
Front high speed burner  
Connected load: 7.4kw

**PBP6B5K60**  
**60cm**  
Ref: 026800

**GAS HOB**




**Stainless steel gas hob with front-mounted controls**

Cast-iron finish pan supports  
Powerful cooking at up to 3.3kw  
Connected load: 10.8kw

**PGQ7B5K90**  
**75cm**  
Ref: 049700

**CERAMIC HOB**



**Glass-ceramic radiant hob with side-mounted controls**

Control panel child lock  
Connected load: 6.4kw

**PKE611CA3E**  
**60cm**  
Ref: 034900

**INDUCTION HOB**

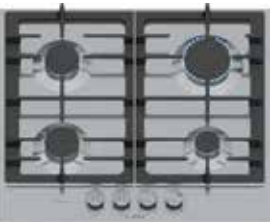


**Induction hob with plug and play**

Quick start function detects where the pot is placed  
Connected load: 3.7kw  
13amp Plug included

**PUE611BB5B**  
**60cm**  
Ref: 057000

**DELUXE GAS HOB**



**Stainless-steel gas hob with FlameSelect**

Cast-iron finish pan supports  
Front high speed burner  
Connected load: 7.4kw

**PCP6A6I90**  
**BLACK - 60cm**  
Ref: 051500

**PCP6A5I90**  
**STEEL - 60cm**  
Ref: 051501

**GAS HOB**




**Stainless steel gas hob with FlameSelect**

Cast-iron finish pan supports  
Central wok burner up to 4.0kw  
Connected load: 11.5kw

**PCQ7A5I90**  
**75cm**  
Ref: 075500

**TOUCH CONTROL HOB**



**Glass-ceramic radiant hob with front touch controls**

Control panel child lock  
Connected load: 6.4kw

**PKE611RAA8B**  
**60cm**  
Ref: 037800

**INDUCTION HOB**



**Induction hob with Self select**

Quick start function detects where the pot is placed  
Connected load: 3.7kw

**PUE611BB5E**  
**60cm**  
Ref: 060700

**GAS ON GLASS**



**Tempered-glass gas hob with FlameSelect**

Semi-continuous cast-iron pan support  
9 power levels  
Connected load: 7.5kw

**PPP6A6I40**  
**60cm**  
Ref: 073700

**GAS ON GLASS**



**Tempered-glass gas hob with FlameSelect**

Semi-continuous cast-iron pan support  
Central wok cooking at up to 4kw  
Connected load: 11.5kw

**PPQ7A6I40**  
**75cm**  
Ref: 069200

**FLEX INDUCTION HOB**



**Flex Induction hob allows multiple pots and pans, anywhere on the flexible cooking zone**

Auto Flex induction, Perfect Fry  
Smart Hood connectivity, 17 power levels  
4 cooking zones  
Connected load: 7.4kw

**PIX631HC1E**  
**60cm**  
Ref: 108700

**INDUCTION HOB**



**Induction hob with Direct select**

Quick start function detects where the pot is placed  
Timer with switch off function  
Connected load: 7.4 kw

**PIV831HB1E**  
**80cm**  
Ref: 116100



**60cm VENTING COOKTOP**



**60cm induction hob with integrated ventilation module**

17 stage power setting for each zone  
Timer for all zones  
Frameless design  
Extraction capacity 500 m3/h  
Connection load: 7.40kw  
Hard wired

**PVS611B16E**  
Ref: 249000

**70cm VENTING COOKTOP**



**70cm induction hob with integrated ventilation module**

17 stage power setting for each zone  
Timer for all zones  
Frameless design  
Extraction capacity 500 m3/h  
Connection load: 7.40kw  
Hard wired

**PVQ731H26E**  
Ref: 274700

**80cm VENTING COOKTOP**



**80cm induction hob with integrated ventilation module**

17 stage power setting for each zone  
Timer for all zones  
Frameless design  
Extraction capacity 500 m3/h  
Connection load: 7.40kw  
Hard wired

**PVS811B16E**  
Ref: 279000

**Recirculation Starter Kits**

60cm worktops **HEZ9VDKR1**

Includes: 1x small radius 90° bend (HEZ9VDSB4), 1x large radius 90° bend (HEZ9VDSB2), 3x connectors (HEZ9VDSS1), 1x 50 cm straight channel (HEZ9VDSM1) & 1x diffuser (HEZ9VRPD1). Ref: 018300

70cm worktops **HEZ9VDKR0**

Includes: 2x large radius 90° bends (HEZ9VDSB2), 3x connectors (HEZ9VDSS1), 1x 50 cm straight channel (HEZ9VDSM1) & 1x diffuser (HEZ9VRPD1). Ref: 018301

**CHIMNEY HOOD**



Stainless Steel hood  
3 speed extraction  
Push button control  
2 x LED lights  
Extraction capacity 360m3/h  
Recirculation DHZ5275  
Ref: 011400

**DWP64BC50B**  
**60cm**  
Ref: 031200

**DWP94BC50B**  
**90cm**  
Ref: 040200

**ANGLED HOOD**



Inclined hood with Eco Silence  
3 speed extraction  
Power boost  
TouchSelect controls  
LED lights  
445m3/h max extraction  
Recirculation DWZ1GK1U2 Ref: 009200

**DWK65DK60B**  
**60cm**  
Ref: 047800

**DWK85DK60B**  
**80cm**  
Ref: 051500

**FLAT GLASS HOOD**



Stainless steel with straight glass design  
3 speed extraction  
Push button control  
2 x LED lights  
Extraction capacity 365 m3/h  
Recirculation DWZ1DX1I4 Ref: 011400

**DWG64BC50B**  
**60cm**  
Ref: 062000

**DWG94BC50B**  
**90cm**  
Ref: 070300

**TELESCOPIC**



60cm telescopic hood  
2 speed extraction  
Silver metallic  
Steel fascia panel  
Grease filter included  
DWZ1IT114 charcoal filter  
Ref: 009200

**DFM063W56B**  
**BRUSHED STEEL**  
Ref: 029400

**INTEGRATED HOOD**



Integrated extraction  
3 speed extraction  
LED lighting  
Grease filter included  
Z511MAOXO charcoal filter  
Ref: 006300

**DEM66AC00B**  
**METALLIC SILVER**  
Ref: 023800

**CANOPY HOOD**



Canopy extraction  
3 speed extraction  
LED lighting  
Grease filter included  
DWZ0INOTO charcoal Filter  
Ref: 009200

**DLN53AA70B**  
**SILVER GREY**  
Ref: 018300

## LARDER FRIDGE

**Built-under refrigerator with MultiBox**

Total volume 137 Litre  
Automatic defrost fridge  
Flat Hinge  
E Rating



**KUR21VFE0G**  
Ref: 070000



## FREEZER

**Built-under freezer with super freezing**

Total volume 106 Litre  
Audible alarm signal  
Flat Hinge  
E Rating



**GUN21VFE0G**  
Ref: 073700



## FRIDGE

**Built in refrigerator with XXL MultiBox drawer**

Total volume 136 Litre  
Super cooling function  
Flat Hinge  
E Rating



**KIR21NSE0G**  
Ref: 073701



## FRIDGE

**Built in 122cm refrigerator with XXL MultiBox drawer**

Total volume 204 Litre  
Eco Airflow  
Sliding Hinge  
E Rating



**KIR41NSE0G**  
Ref: 081000

## FRIDGE

**Tall Built-in refrigerator with MultiBox**

Total volume 319 Litre  
Super cooling fuction  
Flat hinge  
E Rating



**KIR81VFE0G**  
Ref: 138100

## FREEZER

**Tall Built-in Freezer with MultiBox**

Total volume 212 Litre  
Auto SuperFreezing function  
Flat hinge  
E Rating



**GIN81VEE0G**  
Ref: 141800

## FRIDGE FREEZER

**Built-in fridge-freezer with NoFrost**

50 / 50 combination  
Total volume 249 Litre  
Audible alarm system  
Sliding Hinge  
E Rating



**KIN85NSE0G**  
Ref: 105000

## FRIDGE FREEZER

**Built-in fridge-freezer with LowFrost**

70 / 30 combination  
Total volume 270 Litre  
Big box drawer  
Sliding Hinge  
E Rating



**KIV87NSE0G**  
Ref: 099500



**REFRIGERATION VENTILATION GRILL, MATT SILVER - CODE 01VGMS** Ref: 002600

## SMV2HTX02G PROMOTIONAL DISHWASHER




**60cm fully integrated dishwasher with silence on demand through home connect app**

13 place settings  
5 programmes  
Extra drying function

**D Rating**

Ref: 055200



Operation via app or Alexa voice control



## SLIMLINE DISHWASHER



**45cm fully Intergrated dishwasher with silence on demand through home connect app**

Height adjustable top basket  
10 place settings  
5 programmes  
Info light  
Extra drying function

**E Rating**

**SPV2HKX42G**  
Ref: 063700

## PREMIUM DISHWASHER



**60cm fully integrated dishwasher with silence on demand through home connect app**

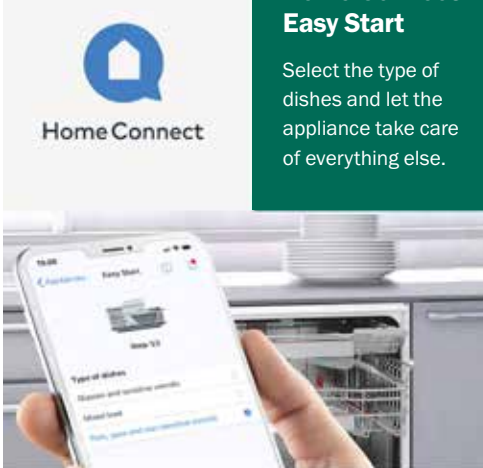
VarioDrawer on third level for cutlery  
14 place settings  
6 programmes  
Info light  
Extra drying function

**D Rating**

**SMV4HVX00G**  
Ref: 071800

## Home Connect Easy Start

Select the type of dishes and let the appliance take care of everything else.



Easy Start in three steps to choose the perfect wash.  
Receive tablet, rinse aid and salt level notifications via the app, so you never run out.  
Keep your dishwasher in top condition - Receive automatic tablet and cleaning bundles via **smart finish** subscription.  
Easily set your hard water settings to prolong the life of your dishwasher.

## 8KG WASHING MACHINE



**8kg Washing machine with EcoSilence Drive**

1400 rpm spin speed  
Allergy plus function  
Adjustable feet

**E Rating**

**WIW28302GB**  
Ref: 105000

## PREMIUM 8KG WASHING MACHINE



**Especially quiet 8kg washing machine with EcoSilence Drive and Silence program**

1400 rpm spin speed  
Allergy plus function  
Vario drum, Adjustable feet  
Series 8 LED display with touch control

**E Rating**

**WIW28502GB**  
Ref: 110600

## 7KG WASHER DRYER



**Intergrated washer dryer**

Wash 7kg  
Dry 4kg  
1355 rpm spin speed  
AquaSpa wash system

**E Rating**

**WKD28352GB**  
Ref: 138300



## FASCIA DISPLAY TYPES

### N70 Full Touch 1

Full Touch Screen display; 3.7" high resolution TFT colour graphics display.



### N90 Full Touch 2

Full Touch Screen display; 4.1" high resolution TFT colour graphics display.




### N90 Full Touch 3

Full Touch Screen display; 6.8" high resolution TFT colour graphics display.



## WARMING DRAWERS


COMPATIBLE WITH N70 & N90 APPLIANCES



14cm warming drawer  
Slow cook programme  
Maximum load - 12 plates  
Push & pull opening  
6A/Plug included

**N24HA11N1B**  
**STEEL**  
Ref: 081000

**N24HA11G1B**  
**GRAPHITE**  
Ref: 086400



29cm warming drawer  
Slow cook programme  
Maximum load - 40 plates  
Push & pull opening  
6A/Plug included

**N34HA11N1B**  
**STEEL**  
Ref: 082900

**N34HA11G1B**  
**GRAPHITE**  
Ref: 088200



## N70 Full Touch 1 Collection

### MULTIFUNCTION



#### A+ ENERGY

Built in oven with  
CircoTherm™  
71 Litre capacity  
14 Heating methods  
3.7 inch full touch TFT  
Display  
3.6kw Electrical connection  
required



**B24CR31G0B**  
**GRAPHITE**  
Ref: 110600

### SLIDE & HIDE MULTIFUNCTION



#### A+ ENERGY

Built in slide & hide oven  
with CircoTherm™  
71 Litre capacity  
14 Heating methods  
3.7 inch full touch TFT  
Display  
3.6kw Electrical connection  
required



**B54CR31N0B**  
**STEEL**  
Ref: 121700

**B54CR31G0B**  
**GRAPHITE**  
Ref: 121700

### SLIDE & HIDE PYROLYTIC



#### A+ ENERGY

Built in slide and hide  
self cleaning oven with  
CircoTherm™  
71 Litre capacity  
14 Heating methods  
3.7 inch full touch TFT  
Display  
3.6kw Electrical connection  
required



**B54CR71N0B**  
**STEEL**  
Ref: 129000

**B54CR71G0B**  
**GRAPHITE**  
Ref: 129000

## N90 Full Touch 2 & 3 Collection

### SLIDE & HIDE PYROLYTIC



#### A+ ENERGY

Built in slide and hide  
self cleaning oven with  
CircoTherm™  
71 Litre capacity  
14 Heating methods  
4.1 inch full touch TFT Display  
3.6kw Electrical connection  
required



**B64CS71G0B**  
**GRAPHITE**  
Ref: 156700

### COMBINATION MICROWAVE



Built in combination  
microwave with  
CircoTherm™



45 Litre capacity  
900w - 5 power levels  
4.1 inch full touch TFT  
Display  
3.6kw Electrical connection  
required

**C24MS31G0B**  
**GRAPHITE**  
Ref: 180700

### COMBINATION MICROWAVE



Built in combination  
microwave  
45 Litre capacity  
16 Heating methods  
3.7 inch full touch TFT  
Display  
3.6kw Electrical  
connection required



**C24MR21N0B**  
**STEEL**  
Ref: 143800

**C24MR21G0B**  
**GRAPHITE**  
Ref: 143800

### MICROWAVE & GRILL



Built in microwave & grill

36 Litre capacity  
1000w - 5 power levels  
3.7 inch full touch TFT  
Display  
3.1kw Electrical  
connection required



**C24GR3XG1B**  
**GRAPHITE**  
Ref: 112400

## SEAMLESS STRIPS

For 60cm single oven with 45cm oven  
(Special aperture applies)  
**Z11SZ90G0 - GRAPHITE** Ref: 025700  
**Z11SZ90X0 - STEEL** Ref: 025700

For 45cm compact oven with 14cm  
Warming Drawer  
**Z11SZ60G0 - GRAPHITE** Ref: 012700  
**Z11SZ60X0 - STEEL** Ref: 012700

For 60cm single oven with 29cm  
Warming Drawer  
**Z11SZ80G0 - GRAPHITE** Ref: 016400  
**Z11SZ80X1 - STEEL** Ref: 016400

For use between 60cm single and  
45cm compact ovens  
**Z13CV06S0 - Ref: 005400**



### SLIDE & HIDE PYROLYTIC



#### A+ ENERGY

Built in slide and hide  
self cleaning oven with  
CircoTherm™  
71 Litre capacity  
14 Heating methods  
6.8 inch full touch TFT  
Display  
Multipoint temperature  
probe  
3.6kw Electrical connection  
required



**B64CT73G0B**  
**GRAPHITE**  
Ref: 224900

### SLIDE & HIDE PYROLYTIC - STEAM



#### A+ ENERGY

Built in slide and hide  
self cleaning oven with  
**VarioSteam**  
71 Litre capacity  
20 Heating methods  
6.8 inch full touch TFT  
Display  
Multipoint temperature  
probe  
3.6kw Electrical connection  
required



**B64VT73G0B**  
**GRAPHITE**  
Ref: 211400

### PYROLYTIC COMBINATION MICROWAVE



Built in self cleaning  
combination microwave  
with CircoTherm™  
45 Litre capacity  
900w - 5 power levels  
6.8 inch full touch TFT  
Display  
3.6kw Electrical connection  
required



**C24MT73G0B**  
**GRAPHITE**  
Ref: 228600



MULTIFUNCTION A ENERGY
Built in oven with CircoTherm™
71 Litre capacity
6 cooking methods
Cooling fan
2.99kw Electrical connection required

B1ACE4AG3B/N50 GRAPHITE
Ref: 077400



PYROLYTIC A ENERGY
Built in oven with CircoTherm™
71 Litre capacity
8 cooking methods
Rapid heat, Cooling fan
2.99kw Electrical connection required

B2ACH7AG7B/N50 GRAPHITE
Ref: 101400



SLIDE & HIDE MULTIFUNCTION A ENERGY
Built in oven CircoTherm™
71 Litre capacity
7 Heating methods
Retractable controls

B3ACE4AN3B/N50 STEEL
Ref: 099500
B3ACE4AG3B/N50 GRAPHITE
Ref: 099501

B4ACF1AN3B/N50 STEEL
Rotating Handle
Ref: 106900



BUILT UNDER DOUBLE OVEN B/A ENERGY
LCD Display
Main oven:
71 Litre Capacity, 5 Heating methods
Top Oven :
34 Litre capacity, 4 Heating methods
Large and small area grill
Retractable controls
5.99kw Electrical connection required

J1ACE2HN0B/N50 STEEL
Ref: 110602



BUILT IN DOUBLE OVEN B/A ENERGY
LCD Display
Main oven:
71 Litre Capacity, 5 Heating methods
Top Oven :
34 Litre capacity, 4 Heating methods
Large and small area grill
Retractable controls
5.99kw Electrical connection required

U1ACE2AG3B/N50 GRAPHITE
Ref: 110600



BUILT IN DOUBLE OVEN B/A ENERGY
LCD Display
Main oven:
71 Litre Capacity, 5 Heating methods
Top Oven :
34 Litre capacity, 4 Heating methods
Large and small area grill
Retractable controls
5.99kw Electrical connection required

U1ACE2AN3B/N50 STEEL
Ref: 110601



BUILT IN MICROWAVE
25 Litre capacity
Automatic programmes
13amp Plug included
H382 W594 D550
600mm tall housing

HLAWD53N0B/N50 STEEL
Ref: 066100



COMBINATION MICROWAVE
44 Litre capacity
900w 5 power levels
3.35kw Electrical connection required

C1AMG84N1B/N50 STEEL
Ref: 106900
C1AMG84G1B/N50 GRAPHITE
Ref: 106901



WALL UNIT MICROWAVE
Built in microwave
20 Litre capacity
13amp Plug included
H382 W594 D320 includes fascia 20mm
600mm wall unit

HLAWD23N0B/N50 STEEL
Ref: 055200
HLAWD23G0B/N50 GRAPHITE
Ref: 066300



SLIDE & HIDE PYROLYTIC A ENERGY
Built in oven with Circo Therm
71 Litre capacity
8 Cooking methods
2.99kw Electrical connection required

B6ACH7AN7B/N50 STEEL
Ref: 112200
B6ACH7AG7B/N50 GRAPHITE
Ref: 112201

Circo Therm® – Hot air system for simultaneous cooking Circo Therm® hot air technology focusses heat directly on the food being cooked, so surfaces of bakes and roasts are sealed quickly. This seals in moisture makes meats juicier and cakes delicious and moist.

Slide & Hide® – The only oven with a disappearing door. Slide & Hide® is the first choice for individualists, who want to enjoy their passion for cooking without limitations. The iconic Slide & Hide® door effortlessly slides away beneath the oven when not in use.

WARMING DRAWERS



N1AHA01N0B/N50 STEEL
Ref: 052600



N1AHA01G0B/N50 GRAPHITE
Ref: 060000

14cm warming drawer
20 Litre Capacity
Push & pull opening
Plug included



60cm VENTING COOKTOP
60cm induction hob with touch controls
1 Combi Zones
High Extraction rate
Boost function 622 m3/h
Twist control, Timer
Connected load 7.4kw

V56NBS1L0 Ref: 249000



70cm VENTING COOKTOP
70cm induction hob with touch controls
2 Combi Zones
High Extraction rate
Boost function 622 m3/h
Twist control, Timer
Connected load 7.4kw

V57THQ4L0 Ref: 267500



80cm VENTING COOKTOP
80cm induction hob with touch controls
2 Combi Zones
High Extraction rate
Boost function 622 m3/h
Twist control, Timer
Connected load 7.4kw

V58NHQ4L0 Ref: 276700



RECIRCULATION STARTER KITS

60cm worktops Z861KR1 Ref: 018300
Includes: 1x small radius 90° bend (Z861SB4), 1x large radius 90° bend (Z861SB2), 3x connectors (Z861SS1), 1x 50 cm straight channel (Z861SM1), and 1x diffuser (Z821PD1).
70cm worktops Z861KR0 Ref: 018301
Includes: 2x large radius 90° bends (Z861SB2), 3x connectors (Z861SS1), 1x 50 cm straight channel (Z861SM1), and 1x diffuser (Z821PD1).



60cm CERAMIC TOUCH CONTROL HOB
4 QuickLight ceramic zones
Heat indicator light, Timer facility
Connected load: 6.6kw
Electrical connection required

T16NBE1L
Ref: 036700



60cm INDUCTION TOUCH CONTROL HOB
4 induction zones
Heat indicator light
Timer facility
13amp Plug included

T36FBE1LOG
Ref: 051500



60cm INDUCTION TWIST TOUCH CONTROL HOB
4 Induction zones and combi zone
Heat indicator light, Timer facility
Connected load: 6.9 KW
Electrical connection required

T56FHS1L0
Ref: 084700



80cm TWIST TOUCH CONTROL INDUCTION HOB
5 Induction zones
Heat indicator light
Timer facility
Connected load: 7.4 KW
Electrical connection required

T58FHW1L0
Ref: 127200



60cm GAS HOB
Front controls
Cast iron pan supports
Powerful cooking up to 3.5kw

T26CIH8N0
Ref: 053400



75cm GAS HOB
Front controls
Powerful cooking up to 4kw
Cast iron pan supports

T27CIQ8N0
Ref: 061800



60cm BLACK GAS ON GLASS
Cast Iron Supports
Front controls
Tempered Glass
Powerful cooking up to 3kw

T26PIP4S0
Ref: 055200



75cm BLACK GAS ON GLASS
Cast Iron Supports
Front controls
Tempered Glass
Powerful cooking up to 4kw

T27PIQ4S0
Ref: 075500

CANOPY HOOD



E ENERGY

D51NAA1C0B
Ref: 017500

3 speed options
2 60w LED lamps
Slide control
Metal grease filter
Silver metallic grey
Extraction capacity 300m3/h
Z51INTOX0 Charcoal Filter Ref: 009000

INTEGRATED HOOD



B ENERGY

D64MAC1X0B
Ref: 027500

3 speed extraction
2 LED lights
Push button control
Grease filter
Extraction capacity 350m3/h
Recirculating filter
Z51MAOX0 Ref: 006100
Silver Metallic





T&Cs apply.  
Registration required.  
Selected models only.

2 year  
guarantee  
subject to registration



### LARDER FRIDGE



Undercounter refrigerator keeps fruit and vegetables to their freshest with fresh safe

Total volume 137 litre  
Automatic defrost  
Flat Hinge  
E rating



**KU1212FE0G**  
Ref: 068100

### FREEZER



Undercounter NoFrost freezer with SuperFreeze

Total volume 106 litre  
Manual defrost  
Flat Hinge  
E rating



**GU7212FE0G**  
Ref: 073700

### FRIDGE WITH ICE BOX



Built in no frost fridge freezer with eco air flow

50/50 combination  
Total volume 259 litre  
Sliding Hinge  
D rating



**KU2222FD0G**  
Ref: 082900



### TALL FRIDGE



Built in tall refrigerator keeps fruit and vegetables to their freshest with fresh safe

Total volume 310 litre  
Super cooling function  
LED Light  
Fixed Hinge  
E rating



**KI1812FE0G**  
Ref: 132700

### TALL FREEZER



Built in tall no frost freezer with vario zone draws

Total volume 212 litre  
Super freeze function  
Fixed hinge  
E rating



**GI7812EE0G**  
Ref: 154900

### FRIDGE FREEZER



Built in no frost fridge freezer with eco air flow

50/50 combination  
Total volume 249 litre  
LED Light  
Sliding Hinge  
E rating



**KI7851SE0G**  
Ref: 105000

### FRIDGE FREEZER



Built in low frost fridge freezer with eco air flow

70/30 combination  
Total volume 272 litre  
LED Light  
Sliding Hinge  
E rating



**KI5872SE0G**  
Ref: 108700

REFRIGERATION VENTILATION GRILL, MATT SILVER - CODE 01VGMS Ref: 002600

### PROMOTIONAL DISHWASHER



Fully Intergrated 60cm dishwasher with favourite feature to customise settings

13 place settings  
6 programmes  
Info light  
Extra dry function

E Rating

**S153HTX02G**  
Ref: 062600



### SLIMLINE DISHWASHER



Fully Intergrated 45cm dishwasher with Vario hinge for special built in situations

Flex II basket with adaptable elements  
6 programmes  
10 place settings  
Extra drying functions  
E rating

**S875HKX21G**  
Ref: 075500

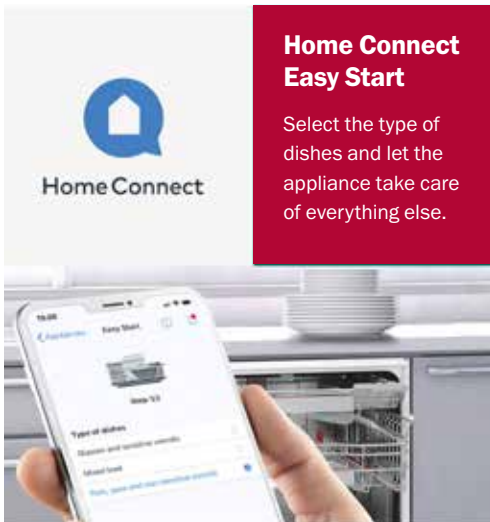
### PREMIUM DISHWASHER



Fully Intergrated 60cm dishwasher with InfoLight projected on floor

Flex I basket with adaptable elements  
6 programmes  
14 place settings  
Extra drying functions  
E rating

**S155HVX00G**  
Ref: 071800



### Home Connect Easy Start

Select the type of dishes and let the appliance take care of everything else.

Easy Start in three steps to choose the perfect wash.  
Receive tablet, rinse aid and salt level notifications via the app, so you never run out.  
Keep your dishwasher in top condition - Receive automatic tablet and cleaning bundles via **smart finish** subscription.  
Easily set your hard water settings to prolong the life of your dishwasher.

### 8KG WASHING MACHINE



8kg built in washing machine with speed perfect programme

1400 rpm spin speed  
Large LED Display  
Reversible door  
C rating

**W543BX2GB**  
Ref: 103200

### 8KG WASHING MACHINE



8kg built in washing machine with silent function

1400 rpm spin speed  
Super quick 15 programme  
Reversible door  
C rating

**W544BX2GB**  
Ref: 110600

### 7KG WASHER DRYER



Built in washer dryer with digital countdown indicator

1355 rpm spin speed  
7kg wash  
4 kg dry  
Large LED display  
E rating

**V6320X2GB**  
Ref: 138300



# RANGEMASTER™

## SINKS & TAPS

### STAINLESS STEEL SINKS

25  
YEAR  
WARRANTY



#### BALTIMORE

Polished stainless steel inset sink  
Manufactured from 18/10 steel  
Reversible drainer  
Waste kit included  
Micro-Sheen™ soft brushed finish



**BL9501** Ref: 024000  
Overall Size: 950 x 508  
600mm minimum base unit  
1.0 BOWL



**BL9502** Ref: 028600  
Overall Size: 950 x 508  
600mm minimum base unit  
1.5 BOWL



**BL8001** Ref: 019400  
Overall Size: 800 x 508  
450mm minimum base unit  
COMPACT



#### GLENDALE

Polished stainless steel inset sink  
Manufactured from 18/10 steel  
Reversible drainer  
Waste kit included  
Micro-Sheen™ soft brushed finish



**GL9501** Ref: 020300  
Overall Size: 950 x 508  
600mm minimum base unit  
1.0 BOWL



**GL9502** Ref: 023800  
Overall Size: 950 x 508  
600mm minimum base unit  
1.5 BOWL

### GRANITE SINKS

25  
YEAR  
WARRANTY



#### ELEMENTS

Natural anti-bacterial surface  
Igneous granite, easy clean  
Extreme scratch resistance  
Reversible drainer  
Waste kit included



**ELE1051** Ref: 031400  
Overall Size: 1000 x 500  
600mm minimum base unit  
1.0 BOWL



**ELE1052** Ref: 033200  
Overall Size: 1000 x 500  
600mm minimum base unit  
1.5 BOWL

Ash Black Dove Grey Crystal White Stone



#### LOA

Natural anti-bacterial surface  
Igneous granite, easy clean  
Extreme scratch resistance  
Reversible drainer  
Waste kit included



**LOA1051** Ref: 036700  
Overall Size: 1000 x 500  
600mm minimum base unit  
1.0 BOWL



**LOA1052** Ref: 038600  
Overall Size: 1000 x 500  
600mm minimum base unit  
1.5 BOWL



**LOA860** Ref: 033000  
Overall Size: 860 x 500  
450mm minimum base unit  
COMPACT

Charcoal Concrete Arctic White Pebble



#### TOPAZ

Natural anti-bacterial surface  
Igneous granite, easy clean  
Extreme scratch resistance  
Reversible drainer  
Waste kit included



**TOP1001** Ref: 040600  
Overall Size: 1000 x 510  
600mm minimum base unit  
1.0 BOWL



**TOP1002** Ref: 045200  
Overall Size: 1000 x 510  
600mm minimum base unit  
1.5 BOWL



**TOP860** Ref: 038800  
Overall Size: 860 x 510  
450mm minimum base unit  
COMPACT

Charcoal Concrete Arctic White Pebble

### CERAMIC SINKS

10  
YEAR  
WARRANTY

#### FARMHOUSE CERAMIC

Fire Clay ceramic sinks  
Smooth high gloss finish  
High resistance against stains  
Reversible, Waste kit included



**CFBL595** Ref: 025800  
Overall Size: 595 x 455  
600mm minimum base unit



**CFBL900** Ref: 055400  
Overall Size: 895 x 460  
900mm minimum base unit



#### RUSTIQUE CERAMIC

##### INSET OR UNDERMOUNT

Fire Clay ceramic sinks  
Smooth high gloss finish  
High resistance against stains  
Right hand only, Waste kit included



**CRUB3314** Ref: 030500  
Overall Size: 600 x 522  
700mm minimum base unit



**CRUB3216** Ref: 030501  
Overall Size: 595 x 460  
700mm minimum base unit



#### TENBY CERAMIC

Fire Clay ceramic sinks  
Smooth high gloss finish  
High resistance against stains  
Reversible, Waste kit and plumbing kit included



**CTE8501** Ref: 032300  
Overall Size: 850 x 500  
500mm minimum base unit



**CTE10102** Ref: 028600  
Overall Size: 995 x 497  
600mm minimum base unit



#### HEMLOCK

Sweeping neck spout design  
Delicate knurled handle

5  
YEAR  
WARRANTY



**Single LEVER TAP**  
Tap height: 412mm  
Spout reach: 216mm  
Min. pressure: 0.75 bar

CHROME  
**THEMSLCM/** Ref: 025700  
BRUSHED NICKEL  
**THEMSLBN/** Ref: 029400  
MATT BLACK  
**THEMSLMB/** Ref: 033000  
POLISHED GOLD  
**THEMSLPG/** Ref: 036700



**DUAL LEVER TAP**  
Tap height: 412mm  
Spout reach: 216mm  
Min. pressure: 0.4 bar

CHROME  
**THEMDLCM/** Ref: 029400  
BRUSHED NICKEL  
**THEMDLBN/** Ref: 033000  
MATT BLACK  
**THEMDLMB/** Ref: 036700  
POLISHED GOLD  
**THEMDLPG/** Ref: 040400

#### WAVERLEY

Anti-splash spout with honeycomb aerator design  
Compatible with all pressure systems

5  
YEAR  
WARRANTY



**MONOBLOC TAP**  
Tap height: 412mm  
Spout reach: 216mm  
Min. pressure: 0.75 bar  
POLISHED NICKEL  
**TWAVDLPN/** Ref: 040400  
ANTIQUE BRASS  
**TWAVDLAB/** Ref: 044100  
ENGLISH BRONZE  
**TWAVDLEB/** Ref: 047800



**BRIDGE TAP**  
Tap height: 412mm  
Spout reach: 216mm  
Min. pressure: 0.75 bar  
POLISHED NICKEL  
**TWAVBRPN/** Ref: 040400  
ANTIQUE BRASS  
**TWAVBRAB/** Ref: 046000  
ENGLISH BRONZE  
**TWAVBREB/** Ref: 051500





## CERAMIC SINKS

Each ceramic sink is hand finished, so no two sinks are ever alike - sizes may vary by plus-or-minus 2%. We recommend measuring the actual sink before fitting to ensure the perfect fit.



**WIL100** Ref: 028100

- WILTSHIRE 100**
- › Inset sink with drainer
  - › Min. base unit 600mm
  - › Overall size 1010 x 525mm
  - › CPK501 waste required Ref: 003000
  - › CPK550GD waste with square and round overflow - shown



**WIL150** Ref: 031000

- WILTSHIRE 150**
- › Inset sink with drainer
  - › Min. base unit 600mm
  - › Overall size 1010 x 525mm
  - › CPK2701 waste required Ref: 004700



**FOX100** Ref: 031400

- FOXBORO 100**
- › Inset sink with drainer
  - › Min. base unit 600mm
  - › Overall size 1000 x 500mm
  - › CPK501 waste required Ref: 003000
  - › CPK550BS waste with square and round overflow - shown



**FOX150** Ref: 033800

- FOXBORO 150**
- › Inset sink with drainer
  - › Min. base unit 800mm
  - › Overall size 1000 x 500mm
  - › CPK2701 waste required Ref: 004700



**WESTBURY** Ref: 024900

- WESTBURY**
- › Inset or undermounted sink
  - › Min. base unit 500mm
  - › Overall size 457 x 457mm
  - › CPK501 waste required Ref: 003000



**YORK2** Ref: 024900

- YORKSHIRE**
- › Sit-on sink
  - › Min. base unit 600mm
  - › Overall size 595 x 475mm
  - › CPK501 waste required Ref: 003000



**ETT600U** Ref: 033800

- ETTRA 600**
- › Undermounted sink
  - › Min. base unit 600mm
  - › Overall size 545 x 440mm
  - › CPK501 waste required Ref: 003000



**CPBS4** Ref: 038000

- MODERN BELFAST 600**
- › Slimline design
  - › Min. base unit 600mm
  - › Overall size 595 x 455mm
  - › 90mm waste outlet
  - › BSWOFSS3 waste required Ref: 001800



**FRI151** Ref: 046700

- FRISKA**
- › Inset or undermounted sink
  - › Min. base unit 600mm
  - › Overall size 557 x 430mm
  - › 2 x BSW/OF/SS3 waste required Ref: 005700



**ETT150U** Ref: 045200

- ETTRA 150**
- › Undermounted sink
  - › Min. base unit 600mm
  - › Overall size 545 x 440mm
  - › CPK1101 waste required Ref: 005700
  - › Not suitable for CPK550 wastes



**CHEPSTOW2** Ref: 049300

- CHEPSTOW**
- › Sit-on sink
  - › Min. base unit 800mm
  - › Overall size 795 x 490mm
  - › 2 x CPK501 wastes required Ref: 003000



**HAMILTON** Ref: 053200

- HAMILTON**
- › Sit-on sink
  - › Min. base unit 900mm
  - › Overall size 895 x 460mm
  - › 2 x CPK501 wastes required Ref: 003000

### CERAMIC SINK REPLACEMENT STRAINER WASTE



## INSET STAINLESS STEEL SINKS WITH DRAINER



**CR91SS** Ref: 010800

- CRANE 91**
- › Min. base unit 450mm
  - › Overall size
  - › 800 x 510mm
  - › Reversible
  - › Includes WASTEKIT WASTE026



**CR101SS** Ref: 012200

- CRANE 101**
- › Min. base unit 600mm
  - › Overall size 965 x 510mm
  - › Reversible
  - › Includes WASTEKIT WASTE026



**CR151SS** Ref: 015300

- CRANE 151**
- › Min. base unit 600mm
  - › Overall size 965 x 510mm
  - › Reversible
  - › Includes WASTEKIT WASTE025



**DO100SS** Ref: 016200

- DOVE 100**
- › Min. base unit 450mm
  - › Overall size 860 x 500mm
  - › Reversible
  - › Includes WASTEKIT WASTE004



**LY100SSL** Ref: 019800

- LY100SSR** Ref: 019801
- LYON 100**
- › Min. base unit 600mm
  - › Overall size 1000 x 500mm
  - › Right hand drainer shown
  - › Includes WASTEKIT WASTE009



**VA100L** Ref: 023400

- VA100R** Ref: 023401
- VANGA 100**
- › Min. base unit 600mm
  - › Overall size 1000 x 500mm
  - › Right hand drainer shown
  - › Includes WASTEKIT WASTE011



**DO150SS** Ref: 023300

- DOVE 150**
- › Min. base unit 600mm
  - › Overall size 1000 x 500mm
  - › Reversible
  - › Includes WASTEKIT WASTE008



**LY150SSL** Ref: 025300

- LY150SSR** Ref: 025301
- LYON 150**
- › Min. base unit 600mm
  - › Overall size 1000 x 500mm
  - › Right hand drainer shown
  - › Includes WASTEKIT WASTE010



**VA150L** Ref: 030100

- VA150R** Ref: 030101
- VANGA 150**
- › Min. base unit 600mm
  - › Overall size 1000 x 500mm
  - › Right hand drainer shown
  - › Includes WASTEKIT WASTE013



SINK AND TAP PACKS

PKAR91 Ref: 015400

ARROW 91 PACK

- › Min. base unit 450mm
- › Overall size 800 x 510mm
- › Wastekit included [WASTE026]
- › Includes polished chrome single lever tap
- › Min. 0.3 bar pressure required
- › CPK100 plumbing kit sold separately Ref: 002400



PKAR101 Ref: 016800

ARROW 101 PACK

- › Min. base unit 600mm
- › Overall size 965 x 510mm
- › Wastekit included [WASTE026]
- › Includes polished chrome single lever tap
- › Min. 0.3 bar pressure required
- › CPK100 plumbing kit sold separately Ref: 002400



PKAR151 Ref: 019900

ARROW 151 PACK

- › Min. base unit 600mm
- › Overall size 965 x 510mm
- › Wastekit included [WASTE025]
- › Includes polished chrome single lever tap
- › Min. 0.3 bar pressure required
- › CPK200 plumbing kit sold separately Ref: 004200



PKSA100 Ref: 028100

SABRE 100 PACK

- › Min. base unit 450mm
- › Overall size 860 x 500mm
- › Wastekit included [WASTE004]
- › Includes polished chrome monobloc tap
- › Min. 0.3 bar pressure required
- › CPK100 plumbing kit sold separately Ref: 002400







PKSA150 Ref: 035100

SABRE 150 PACK

- › Min. base unit 600mm
- › Overall size 1000 x 500mm
- › Wastekit included [WASTE008]
- › Includes polished chrome monobloc tap
- › Min. 0.3 bar pressure required
- › CPK200 plumbing kit sold separately Ref: 004200



POT FILLER TAPS

			
<b>BANAB</b> BANWELL WALL MOUNTED POT FILLER › Antique Brass finish › Cold water only	<b>BANSS</b> BANWELL WALL MOUNTED POT FILLER › Solid Stainless Steel › Cold water only	<b>PENG</b> PENTO WALL MOUNTED POT FILLER › Stainless Steel PVD Gold finish › Cold water only	<b>PENSS</b> PENTO WALL MOUNTED POT FILLER › Solid Stainless Steel › Cold water only

FORM INDIVIDUAL AND MULTIPLE BOWLS - UNDERMOUNTED

				
<b>FORM33</b> FORM 33 › Min. base unit 400mm › Overall size 370 x 435mm	<b>FORM42</b> FORM 42 › Min. base unit 500mm › Overall size 452 x 434mm	<b>FORM150UNI</b> FORM 150U › Min. base unit 600mm › Overall size 590 x 450mm › Reversible	<b>FORM52</b> FORM 52 › Min. base unit 600mm › Overall size 557 x 452mm	<b>FORM150L</b> FORM 150R › Min. base unit 600mm › Overall size 590 x 450mm › FORM150R shown

MODE INDIVIDUAL BOWL - INSET OR UNDERMOUNTED

				
<b>MODE251</b> MODE 251 › Min. base unit 300mm › Overall size 290 x 440mm	<b>MODE341</b> MODE 341 › Min. base unit 400mm › Overall size 380 x 440mm	<b>MODE401</b> MODE 401 › Min. base unit 450mm › Overall size 440 x 440mm	<b>MODE501</b> MODE 501 › Min. base unit 600mm › Overall size 540 x 440mm	<b>MODE451</b> MODE 451 › Min. base unit 500mm › Overall size 490 x 440mm
	<b>MODE751</b> MODE 751 › Min. base unit 800mm › Overall size 750 x 440mm		<b>MODE151L</b> MODE151R › Min. base unit 600mm › Overall size 560 x 440mm	





MODE045BS | KARBS



**MODE045BS** Ref: 068900  
**MODE 45 PVD BLACK STEEL FINISH**  
› Min. base unit 500mm  
› Overall size 490 x 440mm



**MODE3415RBS** Ref: 092300  
**MODE 3415 PVD BLACK STEEL FINISH**  
› Min. base unit 600mm  
› Overall size 555 x 440mm



**MODE740BS** Ref: 057000  
**MODE 740 PVD BLACK STEEL FINISH**  
› Min. base unit 800mm  
› Overall size 740 x 440mm



**AVE2BS** Ref: 031600  
**AVEL BLACK STEEL**  
› Height 332mm



**RIDBS** Ref: 032300  
**RIDLEY BLACK STEEL**  
› Height 443mm



**KARBS** Ref: 034200  
**KARNS BLACK STEEL**  
› Height 265mm



**VAP23IN1BS** Ref: 151900  
**VAPOS 2 BLACK STEEL**  
› Height 405mm  
› Includes touch control pressurised boiler and filter



MODE045GM | AVE2GM | FMATGM



**MODE045GM** Ref: 048400  
**MODE 45 PVD GUNMETAL FINISH**  
› Min. base unit 500mm  
› Overall size 490 x 440mm



**MODE3415RGM** Ref: 072200  
**MODE 3415 PVD GUNMETAL FINISH**  
› Min. base unit 600mm  
› Overall size 555 x 440mm



**MODE740GM** Ref: 057000  
**MODE 740 PVD GUNMETAL FINISH**  
› Min. base unit 800mm  
› Overall size 740 x 440mm



**AVE2GM** Ref: 031400  
**AVEL GUNMETAL**  
› Height 332mm



**RIDGM** Ref: 031401  
**RIDLEY GUNMETAL**  
› Height 443mm



**KARGM** Ref: 033000  
**KARNS GUNMETAL**  
› Height 265mm



**VAP23IN1GM** Ref: 150600  
**VAPOS 2 GUNMETAL**  
› Height 405mm  
› Includes touch control pressurised boiler and filter



MODE3415RCO | VAP23IN1CO | MODECOLCO | FMATCO



**MODE045CO** Ref: 048400  
**MODE 45 PVD COPPER FINISH**  
› Min. base unit 500mm  
› Overall size 490 x 440mm



**MODE3415RCO** Ref: 072200  
**MODE 3415 PVD COPPER FINISH**  
› Min. base unit 600mm  
› Overall size 555 x 440mm



**MODE740CO** Ref: 057000  
**MODE 740 PVD COPPER FINISH**  
› Min. base unit 800mm  
› Overall size 740 x 440mm



**AVE2CO** Ref: 031400  
**AVEL COPPER**  
› Height 332mm



**RIDCO** Ref: 031401  
**RIDLEY COPPER**  
› Height 443mm



**KARCO** Ref: 033000  
**KARNS COPPER**  
› Height 265mm



**VAP23IN1CO** Ref: 150600  
**VAPOS 2 COPPER**  
› Height 405mm  
› Includes touch control pressurised boiler and filter



MODE3415RGD | MODECOLGD | FMATGD | RIDGD



**MODE045GD** Ref: 048400  
**MODE 45 PVD GOLD FINISH**  
› Min. base unit 500mm  
› Overall size 490 x 440mm



**MODE3415RGD** Ref: 072200  
**MODE 3415 PVD GOLD FINISH**  
› Min. base unit 600mm  
› Overall size 555 x 440mm



**MODE740GD** Ref: 057000  
**MODE 740 PVD GOLD FINISH**  
› Min. base unit 800mm  
› Overall size 740 x 440mm



**AVE2GD** Ref: 031400  
**AVEL GOLD**  
› Height 332mm



**RIDGD** Ref: 031401  
**RIDLEY GOLD**  
› Height 443mm



**KARGD** Ref: 033000  
**KARNS GOLD**  
› Height 265mm



**VAP23IN1GD** Ref: 150600  
**VAPOS 2 GOLD**  
› Height 405mm  
› Includes touch control pressurised boiler and filter


ACCESSORIES



MODECOLCO | MODE3415RCO | KARCO | FMATCO



**PVD COLANDER**  
› MODECOLGD shown



**PVD FOLDMAT**  
› Universal foldmat  
› FMATGD shown

**CSB29SS** Ref: 010500  
**MODECOLBS** Ref: 014600  
**MODECOLCO** Ref: 022700  
**MODECOLGM** Ref: 014600  
**MODECOLGD** Ref: 014600

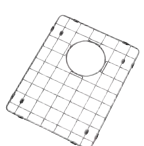
**FMATSS** Ref: 009600  
**FMATBS** Ref: 020300  
**FMATCO** Ref: 013700  
**FMATGM** Ref: 013700  
**FMATGD** Ref: 013700

ACCESSORIES




**PVD SINK GRID**  
› Suitable for MODE045 sink  
› CGRID12CO shown

**CGRID12** Ref: 005700  
**CGRID12BS** Ref: 012000  
**CGRID12CO** Ref: 007800  
**CGRID12GM** Ref: 007800  
**CGRID12GD** Ref: 007800



**PVD SINK GRID**  
› Suitable for MODE3415 sink  
› CGRID13BS shown

**CGRID13** Ref: 005200  
**CGRID13BS** Ref: 011500  
**CGRID13CO** Ref: 007300  
**CGRID13GM** Ref: 007300  
**CGRID13GD** Ref: 007300



**PVD SINK GRID**  
› Suitable for MODE740 sink  
› CGRID20GM shown

**CGRID20BS** Ref: 013800  
**CGRID20CO** Ref: 010900  
**CGRID20GM** Ref: 010900  
**CGRID20GD** Ref: 010900





#### GRANITE GEOTECH COLOURS

\*PLEASE NOTE: Replace XX with Geotech colour code when ordering.

**AN**  
Anthracite [Metallic]

**CW**  
Chalk White [Matt]

**PG**  
Pebble Grey [Metallic]

**DS**  
Desert Sand [Matt]

**MK**  
Mink [Matt]

## LEESTI INSET OR UNDERMOUNTED



**LEE500XX\*** Ref: 027500

#### LEESTI 500

- › Min. base unit 600mm
- › Overall size 530 x 460mm
- › Inset or undermount



**LEE760XX\*** Ref: 036200

#### LEESTI 760

- › Min. base unit 800mm
- › Overall size 760 x 434mm
- › Undermount only



**LEE151XX\*** Ref: 032100

#### LEESTI 151

- › Min. base unit 600mm
- › Overall size 555 x 460mm
- › Inset or undermount



**LEE200XX\*** Ref: 034900

#### LEESTI 200

- › Min. base unit 900mm
- › Overall size 824 x 481mm
- › Undermount only

## VEIS INSET



**VEI100XX\*** Ref: 030800

#### VEIS 100

- › Min. base unit 600mm
- › Overall size 1000 x 500mm
- › Reversible



**VEI150XX\*** Ref: 033400

#### VEIS 150

- › Min. base unit 600mm
- › Overall size 1000 x 500mm
- › Reversible



**CPK555CO** Ref: 007600

- › 90mm Copper finish basket strainer waste and overflow - for Granite sinks.

## CANIS INSET



**CAN100XX\*** Ref: 039700

#### CANIS 100

- › Min. base unit 600mm
- › Overall size 1000 x 500mm
- › Reversible



**CAN150XX\*** Ref: 042100

#### CANIS 150

- › Min. base unit 600mm
- › Overall size 1000 x 500mm
- › Reversible



**CPK555GD** Ref: 007600

- › 90mm Gold finish basket strainer waste and overflow - for Granite sinks.

## SOTERA INSET



**SOT100XX\*** Ref: 040400

#### SOTERA 100

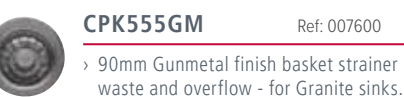
- › Min. base unit 600mm
- › Overall size 1000 x 500mm
- › Reversible



**SOT150XX\*** Ref: 042800

#### SOTERA 150

- › Min. base unit 600mm
- › Overall size 1000 x 500mm
- › Reversible



**CPK555GM** Ref: 007600

- › 90mm Gunmetal finish basket strainer waste and overflow - for Granite sinks.

## TAPS



**SL7CH** Ref: 004800  
SINGLE LEVER CHROME



**WAS4CH** Ref: 012000  
WASHINGTON CHROME



**ASP2CH** Ref: 014200  
ASPEN CHROME



**SCRU5CH** Ref: 015400  
SHAFTSBURY CHROME



**AVE4CH** Ref: 015401  
AVEL CHROME



**AVE4BN** Ref: 018500  
AVEL BRUSHED NICKEL



**DELCH** Ref: 018300  
DELTA CHROME



**SPI2CH** Ref: 023400  
SPIRO CHROME  
PULL-OUT SPRAY



**ASPS2CH** Ref: 022000  
ASPEN CHROME PULL-OUT



**AVE2SS** Ref: 026600  
AVEL STAINLESS STEEL



**ASPS3SS** Ref: 031200  
ASPEN STAINLESS  
STEEL PULL-OUT



**ARDPURCH** Ref: 031800  
ARDOR PURITI CHROME  
› Purified cold water  
› Filter included



**LAMCH** Ref: 012400  
LAMAR CHROME



**LAMBCH** Ref: 014800  
LAMAR BLACK CHROME



**ASPQ2CH** Ref: 015400  
ASPEN QUAD CHROME



**SALPURCH** Ref: 015600  
SALUS PURITI CHROME  
› Purified cold water  
› Filter included



**WAS4BN** Ref: 015601  
WASHINGTON  
BRUSHED NICKEL



**SCRU5AB** Ref: 018600  
SHAFTSBURY ANTIQUE  
BRASS



**RIDSS** Ref: 027900  
RIDLEY STAINLESS STEEL  
› Height 443mm



**KARSS** Ref: 027901  
KARNS STAINLESS STEEL



**KARBK** Ref: 029700  
KARNS BLACK



**AVE2BK** Ref: 029900  
AVEL 2 BLACK



**PREBK** Ref: 029500  
PRETO BLACK TAP  
› Professional tap



**ASP2AN** Ref: 030100  
ASPEN ANTHRACITE GRANITE  
› Pair with Anthracite  
granite sink



**ASP2PG** Ref: 030101  
ASPEN PEBBLE  
GREY GRANITE  
› Pair with Pebble Grey  
granite sink



**NAV BCH** Ref: 031400  
NAVITIS BLACK CHROME



**TOR2CH** Ref: 037700  
TORRENT PROFESSIONAL  
CHROME PULL-OUT SPRAY  
› Professional tap



**EMBBRIS** Ref: 038600  
EMBER BRIDGE  
STAINLESS STEEL



**EMBBRIBK** Ref: 057800  
EMBER BRIDGE BLACK  
› Supplied with customisable  
diamond-knurled accents  
in Copper & Gold



**VAP23IN1SS** Ref: 138800  
VAPOS 2 STAINLESS STEEL  
› Height 405mm  
› Includes touch control  
pressurised boiler  
and filter



INJECT STYLE & CONVIENIENCE WITH AN INSTANT HOT WATER TAP

Explore the collection below

The 3 IN 1 collection: Instant Hot & Domestic Hot/Cold

Protrad Monobloc

- Min Pressure 1.5 Bar (cold)  
0.75 Bar (hot)  
- Height 409mm

PT1190 Chrome

Ref: 084900

PT1191 Brushed Nickel

Ref: 089900

PT1192 Antique Brass

Ref: 094900

Prostream Monobloc

- Min Pressure 1.5 Bar (cold)  
0.75 Bar (hot)  
- Height 427mm

PT1101 Chrome

Ref: 079900

PT1102 Brushed Nickel

Ref: 084901

PT1103 Graphite

Ref: 089901

PT1104 Matt Black

Ref: 089902

Prostyle Monobloc

- Min Pressure 1.5 Bar (cold)  
0.75 Bar (hot)  
- Height 390mm

PT1111 Chrome

Ref: 079901

PT1112 Brushed Nickel

Ref: 084903

PT1113 Graphite

Ref: 089903

PT1114 Matt Black

Ref: 089904

Industria Monobloc

- Min Pressure 1.5 Bar (cold)  
0.75 Bar (hot)  
- Height 352mm

PT1196 Brushed Nickel

Ref: 074900

PT1197 Matt Black/Antique Brass

Ref: 079902

PT1198 Matt Black

Ref: 079903

PT1199 Brushed Brass

Ref: 079904

The 4 IN 1 collection: Instant Hot, Cold Filtered & Domestic Hot/Cold

Protrad Monobloc

- Min Pressure 1.5 Bar (cold)  
0.8 Bar (hot)  
- Height 409mm

PT1193 Chrome

Ref: 094901

PT1194 Brushed Nickel

Ref: 099900

PT1195 Antique Brass

Ref: 104900

Propure Monobloc

- Min Pressure 1.5 Bar (cold)  
0.5 Bar (hot)  
- Height 361mm

PT1160 Chrome

Ref: 089905

PT1161 Brushed Nickel

Ref: 094902

PT1162 Matt Black

Ref: 099901

PT1163 Brushed Brass

Ref: 099902

Propure Monobloc

- Min Pressure 1.5 Bar (cold)  
0.5 Bar (hot)  
- Height 426mm

PT1150 Chrome

Ref: 089906

PT1151 Brushed Nickel

Ref: 094903

PT1152 Matt Black

Ref: 099903

PT1153 Brushed Brass

Ref: 099904

CONTEMPORARY TAPS

Althia Single Lever

- Min Pressure 0.75 Bar  
- Height 321mm

AT1258 Chrome

Ref: 019700

AT1259 Brushed Nickel

Ref: 021800

AT2209 Nude

Ref: 024800

AT2208 Scandi Grey

Ref: 024801

Atlas Monobloc

- Min Pressure 0.2 Bar  
- Height 391mm

AT1270 Matt Black

Ref: 024802

AT1269 Graphite

Ref: 024803

AT2103 Brushed Brass

Ref: 027400

AT1053 Chrome

Ref: 025200

AT1054 Brushed Nickel

Ref: 027401

AT2097 Matt Black

Ref: 033200

AT2096 Brushed Brass

Ref: 033201

Ensure the perfect finish pairing every time.

Below are the finishes available across the Abode brassware portfolio.



Genio Semi-Professional Pull Around

- Min 1.0 Bar Pressure  
- H437mm

AT2071 Chrome

Ref: 035400

AT2183 Matt Black

Ref: 047500

Fraction Single Lever Pull Out

- Min 1.5 Bar Pressure  
- H303mm

AT2156 Chrome

Ref: 029100

AT2157 Brushed Nickel

Ref: 036400

AT2158 Antique Brass

Ref: 038000

AT2159 Matt Black

Ref: 039000

Fraction Single Lever

- Min 0.5 Bar Pressure  
- H298mm

AT2152 Chrome

Ref: 022900

AT2153 Brushed Nickel

Ref: 029100

AT2154 Antique Brass

Ref: 029200

AT2155 Matt Black

Ref: 030100

Coniq R Single Lever Pull Out

- Min 1.0 Bar Pressure  
- H 411mm

AT2119 Chrome

Ref: 027700

AT2120 Brushed Nickel

Ref: 029900

AT2121 Matt Black

Ref: 033200

Coniq R Monobloc

- Min 0.5 Bar Pressure  
- H 369mm

AT2123 Chrome

Ref: 019800

AT2124 Brushed Nickel

Ref: 022100

AT2125 Matt Black

Ref: 025500

SYSTEM SYNC

Large Single Bowl AW5143

- Stainless Steel  
- L540 x W440 x D206  
Ref: 033400

Caddy Bowl AW5141

- Stainless Steel  
- L220 x W440 x D156  
Ref: 030400

Single Bowl AW5142

- Stainless Steel  
- L380 x W440 x D206  
Ref: 031300

SYSTEM SYNC Accessory Trio

Includes: Prep Board, Colander & Flex Rack

AX1142 Ref: 017400

Synchronist Compact

1.25 Bowl No Drainer

- L427 x W460 x D176

AW3170 White Granite

Ref: 029400

AW3171 Grey Metallic Granite

Ref: 029400

AW3172 Black Metallic Granite

Ref: 029400

1.25 Bowl and Drainer

- L600 x W460 x D176

AW3175 White Granite

Ref: 031300

AW3176 Grey Metallic Granite

Ref: 031300

AW3177 Black Metallic Granite

Ref: 031300

Synchronist Large

1.25 Bowl No Drainer

- L555 x W460 x D186

AW3180 White Granite

Ref: 031300

AW3181 Grey Metallic Granite

Ref: 031300

AW3182 Black Metallic Granite

Ref: 031300

1.25 Bowl and Drainer

- L900 x W460 x D186

AW3185 White Granite

Ref: 034100

AW3186 Grey Metallic Granite

Ref: 034100

AW3187 Black Metallic Granite

Ref: 034100

Streamline, Simplify, Synchronise

72

73



TRADITIONAL TAPS



**Czar** Single Lever  
- Min 0.5 Bar Pressure  
- H 320mm  
**AT1241** Chrome  
Ref: 013200



**Czar** Single Lever Pull Out  
- Min 0.9 Bar Pressure  
- H 357mm  
**AT1240** Chrome  
Ref: 015800



**Quantic** Monobloc  
- Min 0.3 Bar Pressure  
- H 306mm  
**AT2070** Chrome  
Ref: 022900  
**AT2206** Brushed Nickel  
Ref: 024700  
**AT2105** Matt Black  
Ref: 033200  
**AT2182** Brushed Brass  
Ref: 035900



**Pico Quad** Monobloc  
- Min 0.4 Bar Pressure  
- H 313mm  
**AT2134** Chrome  
Ref: 015000  
**AT2135** Brushed Nickel  
Ref: 017900  
**AT2137** Matt Black  
Ref: 021000  
**AT2136** Brushed Brass  
Ref: 021700



**Pico** Monobloc  
- Min 0.5 Bar Pressure  
- H 365mm  
**AT1226** Chrome  
Ref: 013700  
**AT1227** Brushed Nickel  
Ref: 015800  
**AT2095** Matt Black  
Ref: 022900  
**AT2045** Brushed Brass  
Ref: 022900



**Ludlow** Monobloc  
- Min 0.3 Bar Pressure  
- H355mm  
**AT1026** Chrome  
Ref: 022100  
**AT1216** Brushed Nickel  
Ref: 024600  
**AT1028** Antique Brass  
Ref: 026400



**Ludlow** Bridge  
- Min 0.2 Bar Pressure  
- H400mm  
**AT1029** Chrome  
Ref: 025500  
**AT1217** Brushed Nickel  
Ref: 026900  
**AT1031** Antique Brass  
Ref: 029900



**Gosford** Monobloc  
- Min 0.2 Bar Pressure  
- H390mm  
**AT1019** Chrome  
Ref: 024100  
**AT1020** Brushed Nickel  
Ref: 026600  
**AT1022** Antique Brass  
Ref: 028300



**Astral** Monobloc  
- Min 0.3 Bar Pressure  
- H 355mm  
**AT1156** Chrome  
Ref: 019500  
**AT1157** Brushed Nickel  
Ref: 021000



**Nexa** Monobloc  
- Min 0.3 Bar Pressure  
- H 344mm  
**AT1222** Chrome  
Ref: 013900  
**AT1223** Brushed Nickel  
Ref: 015000



**Globe** Aquifier  
- Min 1.0 Bar Pressure  
- H409mm  
**AT2173** Chrome  
Ref: 036900  
**AT2174** Brushed Nickel  
Ref: 040700  
**AT2176** Matt Black  
Ref: 046400  
**AT2175** Brushed Brass  
Ref: 046900

Koto

**AW5162** 1.0 Bowl  
- L540 x W440 x D200  
**Black**  
Ref: 041400



**AW5161** 1.0 Bowl  
- L540 x W440 x D200  
**Brushed Brass**  
Ref: 036800



TRADITIONAL TAPS



**Ludlow** Monobloc  
- Min 0.3 Bar Pressure  
- H355mm  
**AT1026** Chrome  
Ref: 022100  
**AT1216** Brushed Nickel  
Ref: 024600  
**AT1028** Antique Brass  
Ref: 026400



**Ludlow** Bridge  
- Min 0.2 Bar Pressure  
- H400mm  
**AT1029** Chrome  
Ref: 025500  
**AT1217** Brushed Nickel  
Ref: 026900  
**AT1031** Antique Brass  
Ref: 029900



**Gosford** Monobloc  
- Min 0.2 Bar Pressure  
- H390mm  
**AT1019** Chrome  
Ref: 024100  
**AT1020** Brushed Nickel  
Ref: 026600  
**AT1022** Antique Brass  
Ref: 028300

Belfast

**AW1022** Large Bowl  
- L595 x W455 x D275  
Ref: 027900



Provincial

**AW1020** Large Single Bowl  
- L795 x W460 x D220  
Ref: 046300



**AW1021** 2.0 Bowl  
- L794 x W490 x D220  
Ref: 046301



Milford



CLASSICALLY TAPS



**Oxbury** Monobloc  
- Min 0.3 Bar Pressure  
- H 385mm  
**AT2220** Chrome  
Ref: 034100  
**AT2221** Brushed Nickel  
Ref: 035900  
**AT2222** Antique Brass  
Ref: 042400



**Oxbury** Bridge  
- Min 0.2 Bar Pressure  
- H402mm  
**AT2223** Chrome  
Ref: 036800  
**AT2224** Brushed Nickel  
Ref: 039600  
**AT2225** Antique Brass  
Ref: 050700



**Oxbury** 3 Part Mixer  
- Min 0.4 Bar Pressure  
- H326mm  
**AT2226** Chrome  
Ref: 044200  
**AT2227** Brushed Nickel  
Ref: 047000  
**AT2228** Antique Brass  
Ref: 058100



**Fenton** Handspray  
- Min 1.5 Bar Pressure  
- H147mm  
**AT2238** Chrome  
Ref: 015600  
**AT2239** Brushed Nickel  
Ref: 017400  
**AT2240** Antique Brass  
Ref: 021100



**Mayenne** Monobloc  
- Min 0.3 Bar Pressure  
- H315mm  
**AT2229** Chrome  
Ref: 035900  
**AT2230** Brushed Nickel  
Ref: 037800  
**AT2231** Antique Brass  
Ref: 044200



**Mayenne** Bridge  
- Min 0.2 Bar Pressure  
- H247mm  
**AT2232** Chrome  
Ref: 038700  
**AT2233** Brushed Nickel  
Ref: 041400  
**AT2234** Antique Brass  
Ref: 052500



**Mayenne** 3 Part Mixer  
- Min 0.4 Bar Pressure  
- H247mm  
**AT2235** Chrome  
Ref: 047900  
**AT2236** Brushed Nickel  
Ref: 050700  
**AT2237** Antique Brass  
Ref: 061800

Matrix R15 - Undermounted or inset installation



**Matrix R15**  
**AW5121** Single Bowl  
- L380 x W440 x D202  
Ref: 027200



**Matrix R15**  
**AW5122** Large Single Bowl  
- L540 x W440 x D205  
Ref: 030200



**Matrix R15**  
**AW5124** 1.5 Bowl  
(left hand main bowl)  
- L580 x W440 x D202  
Ref: 049500



**Matrix R15**  
**AW5128** Extra Large Single Bowl  
- L750 x W440 x D205  
Ref: 036100



Matrix R25

Undermounted or inset installation



**Matrix R25**  
**AW5150** 1.0 Bowl  
- L440 x W440 x D200  
Ref: 022100



**Matrix R25**  
**AW5153** 1.5 Bowl  
(left hand main bowl)  
- L580 x W440 x D200  
Ref: 034100

Sandon



**AW1033** 1.5 Bowl  
- L595 x W460 x D220  
Ref: 037200



**AW1042** Single Bowl and Drainer (Reversible)  
- L860 x W500 x D220  
Ref: 032800



**AW1043** 1.5 Bowl and Drainer (Reversible)  
- L1000 x W500 x D220  
Ref: 037900

WASTES & OVERFLOWS



**Manual Basket Strainer Waste (90mm)**  
**AX1135** Matt Black  
Ref: 001800  
**AX1136** Antique Brass  
Ref: 004200  
**AX1155** Brushed Brass  
Ref: 003700



**Round Overflow**  
**AX1138** Matt Black  
Ref: 001400  
**AX1139** Antique Brass  
Ref: 001401  
**AX1156** Brushed Brass  
Ref: 001402



**Rectangular Overflow (55 x 30mm)**  
**AX1137** Matt Black  
Ref: 001800  
**AX1140** Antique Brass  
Ref: 001801  
**AX1157** Brushed Brass  
Ref: 001802



**Belfast Basket Strainer Waste (60mm)**  
**AX1151** Antique Brass  
Ref: 004200



**Rectangular Overflow (90 x 30mm)**  
**AX1152** Matt Black  
Ref: 002300  
**AX1158** Brushed Brass  
Ref: 002301





**ACT3011** Chrome Ref: 007800  
**ACT3028** Matt Black Ref: 010700



**ACT3034** Chrome Ref: 009200  
**ACT3035** Brushed Nickel Ref: 011300  
**ACT3036** Matt Black Ref: 011300  
**ACT3059** Brushed Brass Ref: 011300



**ACT3031** Chrome Ref: 009600  
**ACT3032** Brushed Nickel Ref: 012600  
**ACT3033** Matt Black Ref: 012700  
**ACT3043** Brushed Brass Ref: 012700



**ACT3025** Chrome Ref: 016400  
**ACT3026** Brushed Nickel Ref: 018300  
**ACT3027** Matt Black Ref: 020100  
**ACT3058** Brushed Brass Ref: 021600




**ACT2080** Chrome Ref: 004400



**ACT3053** Chrome Ref: 011400  
**ACT3054** Brushed Nickel Ref: 013700  
**ACT3055** Matt Black Ref: 015100  
**ACT3056** Brushed Brass Ref: 017700



**ACT2001** Chrome Ref: 012700  
**ACT2002** Brushed Nickel Ref: 015500



**ACT3046** Chrome Ref: 015100  
**ACT3047** Brushed Nickel Ref: 016400  
**ACT3048** Matt Black Ref: 017200



**ACT3012** Chrome Ref: 014000  
**ACT3013** Brushed Nickel Ref: 018300  
**ACT3010** Matt Black Ref: 021800  
**ACT3049** Brushed Brass Ref: 021800

Candy  
Hoover  
Haier  
Belling  
Caple  
Cata

0344 499 5599  
0344 499 5599  
0333 003 8122  
0344 815 3746  
01179 381 900  
0344 800 11 28

**CUSTOMER  
SUPPORT**

Bosch  
Neff  
Rangemaster  
Caple Sinks  
Abode Taps  
Eco Taps

08702 413381  
08702 413383  
consumers@agarangemaster.co.uk  
01179 381 900  
01226 283434  
01226 283434